

new to range

September 2018



PASSENGER CAR

www.metrixpremium.com





new to range

September 2018

50391MT


AUDI



STABILIZER

LEFT & RIGHT
Rear Axle



MODEL		START YEAR	OEM NUMBER	TECHNICAL SPEC.
A4 (8WH, B9)		2016/01 -	8W0505465B	L : 174,5
A5 (F5A)		2017/01 -		
Q5 (FYB)		2016/05 -		
COMPONENT	PART NUM.	COMPONENT NAME		COMPONENT OEM NO
	50397MT	SILENTBLOCK		

50514MT


AUDI



STABILIZER

LEFT & RIGHT
Rear Axle



MODEL		START YEAR	OEM NUMBER	TECHNICAL SPEC.
Q7 (4M)		2016/01 -	4M0505465D	L : 174,5
COMPONENT	PART NUM.	COMPONENT NAME		COMPONENT OEM NO
	50397MT	SILENTBLOCK		



new to range

September 2018

46947MT

BMW





WISHBONE

LEFT
* Handed : 46948MT



MODEL	START YEAR	OEM NUMBER	TECHNICAL SPEC.
3 Cabriolet (E46)	2000/04 -	31122282121K	M : M12x1,5 - M14x1,5
3 Compact (E46)	2001/06 - 2005/02		bl : 63
3 Coupe (E46)	1999/04 -		l : 338,5
3 Saloon (E46)	1998/02 - 2005/04		
3 Touring (E46)	1999/10 - 2005/02		
Z4	2003/01 - 2009/01		
Z4 (E85)	2003/02 -		

COMPONENT	PART NUM.	COMPONENT NAME	COMPONENT OEM NO
	34674MT	SILENTBLOCK	
	44248MT	WISHBONE	



new to range

September 2018

46948MT

BMW





WISHBONE

RIGHT
* Handed : 46947MT



MODEL	START YEAR	OEM NUMBER	TECHNICAL SPEC.
3 Cabriolet (E46)	2000/04 -	31122282122K	M : M12x1,5 - M14x1,5
3 Compact (E46)	2001/06 - 2005/02		bl : 63
3 Coupe (E46)	1999/04 -		l : 338,5
3 Saloon (E46)	1998/02 - 2005/04		
3 Touring (E46)	1999/10 - 2005/02		
Z4	2003/01 - 2009/01		
Z4 (E85)	2003/02 -		

COMPONENT	PART NUM.	COMPONENT NAME	COMPONENT OEM NO
	34673MT	SILENTBLOCK	
	44249MT	WISHBONE	



new to range

September 2018

49246MT

CHEVROLET



STABILIZER

LEFT & RIGHT
Front Axle



MODEL	START YEAR	OEM NUMBER	TECHNICAL SPEC.
CAVALIER Z24	1995/01 - 2005/01	15024511	M : M8x1,25
		15996719	L : 135
		22645963	
		22650740	
		22657717	
		22657718	
		22710259	

49623MT

CHRYSLER





STRUT CONTROL ARM

RIGHT
* Handed : 49624MT
Rear Axle



MODEL	START YEAR	OEM NUMBER	TECHNICAL SPEC.
300 & 300 C (4x2)	2011/01 -	68051638AB	L : 448,5
300 & 300 C (4x4)	2011/01 -		PD : Ø20
			ID : Ø12,2

COMPONENT	PART NUM.	COMPONENT NAME	COMPONENT OEM NO
	49628MT	SILENTBLOCK	
	49633MT	SILENTBLOCK	



new to range

September 2018

49624MT



CHRYSLER

STRUT CONTROL ARM



LEFT
* Handed : 49623MT
Rear Axle



MODEL		START YEAR	OEM NUMBER	TECHNICAL SPEC.
300 & 300 C (4x2)		2011/01 -	68051639AB	L : 448,5
300 & 300 C (4x4)		2011/01 -		PD : Ø20
				ID : Ø12,2
COMPONENT	PART NUM.	COMPONENT NAME		COMPONENT OEM NO
	49628MT	SILENTBLOCK		
	49633MT	SILENTBLOCK		

49627MT


CHRYSLER

STRUT CONTROL ARM



LEFT & RIGHT
Rear Axle



MODEL		START YEAR	OEM NUMBER	TECHNICAL SPEC.
PT CRUISER		2001/01 - 2010/01	04656467AD	L : 342,5
				PD : Ø20
				ID : Ø13,2
COMPONENT	PART NUM.	COMPONENT NAME		COMPONENT OEM NO
	51935MT	SILENTBLOCK		



new to range

September 2018

51934MT

CITROEN



AXIAL JOINT

LEFT & RIGHT
Front Axle



MODEL	START YEAR	OEM NUMBER	TECHNICAL SPEC.
SPACETOURER	2016/04 -	9820340280	D : M16x1,5
			M : M14x1,5
			L : 281

52055MT

CITROEN



STABILIZER

LEFT & RIGHT
Front Axle



MODEL	START YEAR	OEM NUMBER	TECHNICAL SPEC.
SPACETOURER	2016/04 -	9809090180	M : M12x1,5
			L : 355
			D : Ø11

52083MT

CITROEN



TIE ROD END

LEFT
* Handed : 52084MT
Front Axle



MODEL	START YEAR	OEM NUMBER	TECHNICAL SPEC.
SPACETOURER	2016/04 -	9820340080	CL : Ø18,8
			CU : Ø14,2
			D : M14x1,5



new to range

September 2018

52084MT

CITROEN



TIE ROD END

RIGHT
* Handed : 52083MT
Front Axle



MODEL	START YEAR	OEM NUMBER	TECHNICAL SPEC.
SPACETOURER	2016/04 -	9820340180	CL : Ø18,8
			CU : Ø14,2
			D : M14x1,5

51832MT

DODGE





WISHBONE

LEFT
* Handed : 51833MT
Front Axle



MODEL	START YEAR	OEM NUMBER	TECHNICAL SPEC.
DAKOTA	2005/01 - 2010/12	52855107AA	M : M16x1,5
DAKOTA	2005/01 - 2012/01	52855107AB	ID : Ø17
			bl : 80

COMPONENT	PART NUM.	COMPONENT NAME	COMPONENT OEM NO
	46976MT	SILENTBLOCK	
	48524MT	BALL JOINT	



new to range

September 2018

51833MT **DODGE**





WISHBONE

RIGHT
* Handed : 51832MT
Front Axle



MODEL	START YEAR	OEM NUMBER	TECHNICAL SPEC.
DAKOTA	2005/01 - 2010/12	52855106AA	M : M16x1,5
DAKOTA	2005/01 - 2012/01	52855106AB	ID : Ø17
			bl : 80

COMPONENT	PART NUM.	COMPONENT NAME	COMPONENT OEM NO
	46976MT	SILENTBLOCK	
	48524MT	BALL JOINT	

52003MT **DODGE**



WISHBONE

LEFT
* Handed : 52004MT
Upper Front Axle



MODEL	START YEAR	OEM NUMBER	TECHNICAL SPEC.
NITRO	2007/01 - 2011/12	K52125113AE	M : M14x1,5
NITRO	2007/01 - 2012/01		ID : Ø12,2
NITRO	2007/06 -		bl : 49,5

COMPONENT	PART NUM.	COMPONENT NAME	COMPONENT OEM NO
	52005MT	SILENTBLOCK	



new to range

September 2018

52004MT

DODGE



WISHBONE

RIGHT
* Handed : 52003MT
Upper Front Axle



MODEL	START YEAR	OEM NUMBER	TECHNICAL SPEC.
NITRO	2007/01 - 2011/12	K52125112AE	M : M14x1,5
NITRO	2007/01 - 2012/01		ID : Ø12,2
NITRO	2007/06 -		bl : 49,5

COMPONENT	PART NUM.	COMPONENT NAME	COMPONENT OEM NO
	52005MT	SILENTBLOCK	

49493MT

FORD



TRACK CONTROL ARM

LEFT
* Handed : 49494MT
Lower Front Axle



MODEL	START YEAR	OEM NUMBER	TECHNICAL SPEC.
TERRITORY	2004/01 - 2008/12	SX3079A	L : 477
			h : 78
			ID : Ø14,2

COMPONENT	PART NUM.	COMPONENT NAME	COMPONENT OEM NO
	49495MT	SILENTBLOCK	



new to range

September 2018

49494MT


FORD



TRACK CONTROL ARM

RIGHT
* Handed : 49493MT
Lower Front Axle



MODEL		START YEAR	OEM NUMBER	TECHNICAL SPEC.
TERRITORY		2004/01 - 2008/12	SX3078A	L : 477
				h : 78
				ID : Ø14,2
COMPONENT	PART NUM.	COMPONENT NAME		COMPONENT OEM NO
	49495MT	SILENTBLOCK		

50291MT

FORD



WISHBONE

LEFT
* Handed : 50292MT
Front Axle



MODEL		START YEAR	OEM NUMBER	TECHNICAL SPEC.
EDGE		2006/11 - 2014/12	7T433A424AF	ID : Ø14,2
			8T433A424AA	bl : 63,5
			8T4Z3079A	l : 349



new to range

September 2018

50292MT **FORD**



WISHBONE

RIGHT
* Handed : 50291MT
Front Axle



MODEL	START YEAR	OEM NUMBER	TECHNICAL SPEC.
EDGE	2006/11 - 2014/12	7T433A423AF	ID : Ø14,2
		8T433A423AA	bl : 63,5
		8T4Z3078A	l : 349

50302MT **FORD**





STRUT CONTROL ARM

LEFT & RIGHT
Rear Axle



MODEL	START YEAR	OEM NUMBER	TECHNICAL SPEC.
EDGE	2006/11 - 2014/12	BT435500BA	L : 251
		CT4Z5500B	ID : Ø14,2

COMPONENT	PART NUM.	COMPONENT NAME	COMPONENT OEM NO
	50303MT	SILENTBLOCK	
	50304MT	SILENTBLOCK	



new to range

September 2018

51835MT **FORD**





WISHBONE

LEFT & RIGHT
Rear Axle



MODEL	START YEAR	OEM NUMBER	TECHNICAL SPEC.
KUGA	2008/03 -	1502729	ID : Ø12,2
		8V415K652AA	bl : 45 - 55
			l : 491,5

COMPONENT	PART NUM.	COMPONENT NAME	COMPONENT OEM NO
	46800MT	SILENTBLOCK	
	46801MT	SILENTBLOCK	

51909MT **FORD**




WISHBONE

LEFT
* Handed : 51910MT
Front Axle



MODEL	START YEAR	OEM NUMBER	TECHNICAL SPEC.
EXPLORER SPORT 4X2	1995/01 - 2003/01	6L5Z3085AA	ID : Ø14,5
EXPLORER SPORT 4X4	1995/01 - 2003/01	8L5Z3085L	bl : 56
			l : 387

COMPONENT	PART NUM.	COMPONENT NAME	COMPONENT OEM NO
	39624MT	REPAIR KIT (SINGLE TYPE)	



new to range

September 2018


51910MT **FORD**



WISHBONE

RIGHT
* Handed : 51909MT
Upper Front Axle



MODEL		START YEAR	OEM NUMBER	TECHNICAL SPEC.
EXPLORER SPORT 4X2		1995/01 - 2003/01	6L5Z3084AA	ID : Ø14,5
EXPLORER SPORT 4X4		1995/01 - 2003/01	8L5Z3084R	bl : 56
				l : 387
COMPONENT	PART NUM.	COMPONENT NAME		COMPONENT OEM NO
	39624MT	REPAIR KIT (SINGLE TYPE)		

51938MT **FORD**



STABILIZER

LEFT & RIGHT
Front Axle



MODEL		START YEAR	OEM NUMBER	TECHNICAL SPEC.
TRANSIT		2007/01 - 2013/01	2033148	M : M12x1,25
TRANSIT Box		2006/04 -	BK213B438AB	L : 290
TRANSIT Box (FA_)		2000/01 - 2006/05		D : Ø10
TRANSIT Box (FM_, FN_)		2000/01 - 2006/05		
TRANSIT Bus		2006/04 -		
TRANSIT Bus (FD_, FB_, FS_, FZ_, FC_)		2000/01 - 2006/05		
TRANSIT Van (FA_)		2000/01 - 2006/05		
Transit		2009/01 - 2015/12		



new to range

September 2018

51953MT **FORD**



WISHBONE

LEFT
* Handed : 51954MT
Upper Front Axle



MODEL	START YEAR	OEM NUMBER	TECHNICAL SPEC.
RANGER 4X2	1998/01 - 2012/01	1F6135211	ID : Ø14,5
RANGER 4X4	1998/01 - 2012/01	1F7135211	bl : 56
		3L5Z3085DA	l : 387
		6L5Z3085BA	
		F87Z3085AA	

COMPONENT	PART NUM.	COMPONENT NAME	COMPONENT OEM NO
	39624MT	REPAIR KIT (SINGLE TYPE)	

51954MT **FORD**



WISHBONE

RIGHT
* Handed : 51953MT
Upper Front Axle



MODEL	START YEAR	OEM NUMBER	TECHNICAL SPEC.
RANGER 4X2	1998/01 - 2012/01	1F6134211	ID : Ø14,5
RANGER 4X4	1998/01 - 2012/01	1F7134211	bl : 56
		1L5Z3084AA	l : 387
		3L5Z3084DA	
		6L5Z3084BA	
		F87Z3084AA	

COMPONENT	PART NUM.	COMPONENT NAME	COMPONENT OEM NO
	39624MT	REPAIR KIT (SINGLE TYPE)	



new to range

September 2018

51929MT

HONDA



AXIAL JOINT

LEFT & RIGHT
Front Axle



MODEL	START YEAR	OEM NUMBER	TECHNICAL SPEC.
JAZZ IV (GK_)	2015/09 -	53410T5B003	D : M14x1,5
			M : M14x1,5
			L : 271

51947MT

HONDA



STABILIZER

LEFT
* Handed : 51948MT
Front Axle



MODEL	START YEAR	OEM NUMBER	TECHNICAL SPEC.
JAZZ IV (GK_)	2015/09 -	51325T5A003	M : M10x1,25
			L : 309,5
			D : Ø10

51948MT

HONDA



STABILIZER

RIGHT
* Handed : 51947MT
Front Axle



MODEL	START YEAR	OEM NUMBER	TECHNICAL SPEC.
JAZZ IV (GK_)	2015/09 -	51320T5A003	M : M10x1,25
			L : 309,5
			D : Ø10



new to range

September 2018

51958MT

HONDA



TIE ROD END

LEFT
* Handed : 51959MT
Front Axle



MODEL	START YEAR	OEM NUMBER	TECHNICAL SPEC.
JAZZ IV (GK_)	2015/09 -	53560T5A003	CL : Ø14
			CU : Ø12,7
			D : M14x1,5

51959MT

HONDA



TIE ROD END

RIGHT
* Handed : 51958MT
Front Axle



MODEL	START YEAR	OEM NUMBER	TECHNICAL SPEC.
JAZZ IV (GK_)	2015/09 -	53540T5A003	CL : Ø14
			CU : Ø12,7
			D : M14x1,5



new to range

September 2018

52057MT

HONDA





WISHBONE

LEFT
* Handed : 52058MT
Front Axle



MODEL	START YEAR	OEM NUMBER	TECHNICAL SPEC.
CIVIC IX (FK)	2012/02 -	51360TR0A51	ID : Ø12,2 - Ø14,2
		51360TX6A02	bl : 54 - 63
			l : 366,5

COMPONENT	PART NUM.	COMPONENT NAME	COMPONENT OEM NO
	46692MT	SILENTBLOCK	
	46693MT	SILENTBLOCK	

52058MT

HONDA





WISHBONE

RIGHT
* Handed : 52057MT
Front Axle



MODEL	START YEAR	OEM NUMBER	TECHNICAL SPEC.
CIVIC IX (FK)	2012/02 -	51350TR0A51	ID : Ø12,2 - Ø14,2
		51350TX6A02	bl : 54 - 63
			l : 366,5

COMPONENT	PART NUM.	COMPONENT NAME	COMPONENT OEM NO
	46692MT	SILENTBLOCK	
	46693MT	SILENTBLOCK	



new to range

September 2018

52059MT




HONDA



WISHBONE



MODEL	START YEAR	OEM NUMBER	TECHNICAL SPEC.
CIVIC IX (FK)	2012/02 -	51220TR0A01-K1	M : M12x1,25
		51360TR0A51-K	ID : Ø12,2 - Ø14,2
			bl : 54 - 63

COMPONENT	PART NUM.	COMPONENT NAME	COMPONENT OEM NO
	46692MT	SILENTBLOCK	
	46693MT	SILENTBLOCK	
	46698MT	BALL JOINT	



new to range

September 2018

52060MT




HONDA



WISHBONE



MODEL	START YEAR	OEM NUMBER	TECHNICAL SPEC.
CIVIC IX (FK)	2012/02 -	51220TR0A01-K2	ID : Ø12,2 - Ø14,2
		51350TR0A51-K	bl : 54 - 63
			l : 366,5

COMPONENT	PART NUM.	COMPONENT NAME	COMPONENT OEM NO
	46692MT	SILENTBLOCK	
	46693MT	SILENTBLOCK	
	46698MT	BALL JOINT	

52063MT

HONDA





WISHBONE

LEFT
* Handed : 52064MT
Front Axle



MODEL	START YEAR	OEM NUMBER	TECHNICAL SPEC.
CR-V IV (RM_)	2012/10 -	51360T0AA02-P1	l : 353
		51360T0AE02-P1	
		51360T1GE01-P1	

COMPONENT	PART NUM.	COMPONENT NAME	COMPONENT OEM NO
	52067MT	WISHBONE	
	52069MT	WISHBONE	



new to range

September 2018

52064MT

HONDA





WISHBONE

RIGHT
* Handed : 52063MT
Front Axle



MODEL	START YEAR	OEM NUMBER	TECHNICAL SPEC.
CR-V IV (RM_)	2012/10 -	51350T0AE02-P1	I : 353
		51350T1GE01-P1	
		51350T1GE11-P1	

COMPONENT	PART NUM.	COMPONENT NAME	COMPONENT OEM NO
	52068MT	WISHBONE	
	52069MT	WISHBONE	

52065MT

HONDA



WISHBONE



MODEL	START YEAR	OEM NUMBER	TECHNICAL SPEC.
CR-V IV (RM_)	2012/10 -	51360T0AA02	M : M14x1,5
		51360T0AE02	I : 353
		51360T1GE01	
		51360T1GE11	

COMPONENT	PART NUM.	COMPONENT NAME	COMPONENT OEM NO
	44723MT	BALL JOINT	
	52067MT	WISHBONE	
	52069MT	WISHBONE	



new to range

September 2018

52066MT

HONDA



WISHBONE



MODEL	START YEAR	OEM NUMBER	TECHNICAL SPEC.
CR-V IV (RM_)	2012/10 -	51350T0AA02	M : M14x1,5
		51350T0AE02	I : 353
		51350T1GE01	
		51350T1GE11	

COMPONENT	PART NUM.	COMPONENT NAME	COMPONENT OEM NO
	44723MT	BALL JOINT	
	52068MT	WISHBONE	
	52069MT	WISHBONE	

49246MT

ISUZU



STABILIZER

LEFT & RIGHT
Front Axle



MODEL	START YEAR	OEM NUMBER	TECHNICAL SPEC.
HOMBRE	1998/01 - 2000/12	8150245110	M : M8x1,25
		8159967190	L : 135



new to range

September 2018

52001MT **IVECO**

TIE ROD END



MODEL	START YEAR	OEM NUMBER	TECHNICAL SPEC.
DAILY (70C16)	2008/01 - 2013/12	500053864	CL : Ø20,6
			CU : Ø18,2
			D : M18x1,5

52003MT **JEEP**

WISHBONE



LEFT
* Handed : 52004MT
Upper Front Axle



MODEL	START YEAR	OEM NUMBER	TECHNICAL SPEC.
CHEROKEE (KK)	2008/01 - 2012/12	52125113AE	M : M14x1,5
LIBERTY	2008/01 - 2012/01	K52125113AE	ID : Ø12,2
			bl : 49,5

COMPONENT	PART NUM.	COMPONENT NAME	COMPONENT OEM NO
	52005MT	SILENTBLOCK	



new to range

September 2018

52004MT **JEEP**



WISHBONE

RIGHT
* Handed : 52003MT
Upper Front Axle



MODEL	START YEAR	OEM NUMBER	TECHNICAL SPEC.
CHEROKEE (KK)	2008/01 - 2012/12	52125112AE	M : M14x1,5
LIBERTY	2008/01 - 2012/01	K52125112AE	ID : Ø12,2 bl : 49,5

COMPONENT	PART NUM.	COMPONENT NAME	COMPONENT OEM NO
	52005MT	SILENTBLOCK	

50552MT **MAN**



AXIAL JOINT

LEFT & RIGHT
Front Axle



MODEL	START YEAR	OEM NUMBER	TECHNICAL SPEC.
TGE (UY)	2017/02 -	2N0423810	D : M18x1,5 M : M20x1,5 L : 242



new to range

September 2018

50555MT

MAN



TIE ROD END

LEFT
* Handed : 50556MT
Front Axle



MODEL	START YEAR	OEM NUMBER	TECHNICAL SPEC.
TGE (UY)	2017/02 -	2N0423811	CL : Ø22,1
			CU : Ø16,1
			D : M20x1,5

50556MT

MAN



TIE ROD END

RIGHT
* Handed : 50555MT
Front Axle



MODEL	START YEAR	OEM NUMBER	TECHNICAL SPEC.
TGE (UY)	2017/02 -	2N0423812	CL : Ø22,1
			CU : Ø16,1
			D : M20x1,5



new to range

September 2018

36222MT

MAZDA






WISHBONE

LEFT
* Handed : 36255MT



MODEL	START YEAR	OEM NUMBER	TECHNICAL SPEC.
323 MIDGE, SEDAN, STING	1986/01 - 2004/12	B45534350	ID : Ø12,2
RUSTLER	1994/01 - 2002/12	B45534350E	bl : 56,5
			l : 358,5

COMPONENT	PART NUM.	COMPONENT NAME	COMPONENT OEM NO
	33927MT	BALL JOINT	
	49671MT	SILENTBLOCK	
	49673MT	SILENTBLOCK	



new to range

September 2018

36255MT

MAZDA






WISHBONE

RIGHT
* Handed : 36222MT



MODEL	START YEAR	OEM NUMBER	TECHNICAL SPEC.
323 MIDGE, SEDAN, STING	1986/01 - 2004/12	B45534300	ID : Ø12,2
RUSTLER	1994/01 - 2002/12	B45534300E	bl : 56,5
			l : 358,5

COMPONENT	PART NUM.	COMPONENT NAME	COMPONENT OEM NO
	33927MT	BALL JOINT	
	49672MT	SILENTBLOCK	
	49673MT	SILENTBLOCK	

49561MT

MAZDA




WISHBONE

LEFT
* Handed : 49562MT
Front Axle



MODEL	START YEAR	OEM NUMBER	TECHNICAL SPEC.
CX-9 (TB)	2007/01 -	TE6934350B	ID : Ø12,2
		TE6934350C	bl : 63,5
			l : 286

COMPONENT	PART NUM.	COMPONENT NAME	COMPONENT OEM NO
	49563MT	BALL JOINT	



new to range

September 2018

49562MT

MAZDA




WISHBONE

RIGHT
* Handed : 49561MT
Front Axle



MODEL	START YEAR	OEM NUMBER	TECHNICAL SPEC.
CX-9 (TB)	2007/01 -	TD1134300B	ID : Ø12,2
		TD1134300E	bl : 63,5
			l : 286

COMPONENT	PART NUM.	COMPONENT NAME	COMPONENT OEM NO
	49563MT	BALL JOINT	

51889MT

MAZDA



AXIAL JOINT

LEFT & RIGHT
Front Axle



MODEL	START YEAR	OEM NUMBER	TECHNICAL SPEC.
2 (DL_DJ)	2014/11 -	D09H32240	D : M16x1,5
		DA6A32110A	M : M14x1,5
			L : 244



new to range

September 2018

51942MT

MAZDA



TIE ROD END

LEFT
* Handed : 51943MT
Front Axle



MODEL	START YEAR	OEM NUMBER	TECHNICAL SPEC.
2 (DL_DJ)	2014/11 -	DA8A32290A	CL : Ø15,5
			CU : Ø12,65
			D : M14x1,5

51943MT

MAZDA



TIE ROD END

RIGHT
* Handed : 51942MT
Front Axle



MODEL	START YEAR	OEM NUMBER	TECHNICAL SPEC.
2 (DL_DJ)	2014/11 -	DA8A32280A	CL : Ø15,5
			CU : Ø12,65
			D : M14x1,5



new to range

September 2018

51953MT **MAZDA**


WISHBONE



LEFT
* Handed : 51954MT
Upper Front Axle



MODEL		START YEAR	OEM NUMBER	TECHNICAL SPEC.
B2300		2001/01 - 2010/12	ZZP135211	ID : Ø14,5
B2300		2001/01 - 2003/12	ZZP135211A	bl : 56
B2500		1998/01 - 2001/12		l : 387

COMPONENT	PART NUM.	COMPONENT NAME	COMPONENT OEM NO
	39624MT	REPAIR KIT (SINGLE TYPE)	

51954MT **MAZDA**


WISHBONE



RIGHT
* Handed : 51953MT
Upper Front Axle



MODEL		START YEAR	OEM NUMBER	TECHNICAL SPEC.
B2300		2001/01 - 2010/12	ZZP134211	ID : Ø14,5
B2300		2001/01 - 2003/12	ZZP134211A	bl : 56
B2500		1998/01 - 2001/12		l : 387

COMPONENT	PART NUM.	COMPONENT NAME	COMPONENT OEM NO
	39624MT	REPAIR KIT (SINGLE TYPE)	



new to range

September 2018

48495MT

MERCEDES BENZ





WISHBONE

LEFT
* Handed : 48496MT
Front Axle



MODEL	START YEAR	OEM NUMBER	TECHNICAL SPEC.
C SERIES 4 MATIC W203	2002/07 - 2007/02	2033300307	M : M12x1,5
			ID : Ø15,2 - Ø15,3
			bl : 60 - 87

COMPONENT	PART NUM.	COMPONENT NAME	COMPONENT OEM NO
	48661MT	SILENTBLOCK	
	48662MT	SILENTBLOCK	

48496MT

MERCEDES BENZ





WISHBONE

RIGHT
* Handed : 48495MT
Front Axle



MODEL	START YEAR	OEM NUMBER	TECHNICAL SPEC.
C SERIES 4 MATIC W203	2002/07 - 2007/02	2033300407	M : M12x1,5
			ID : Ø15,2 - Ø15,3
			bl : 60 - 87

COMPONENT	PART NUM.	COMPONENT NAME	COMPONENT OEM NO
	48661MT	SILENTBLOCK	
	48662MT	SILENTBLOCK	



new to range

September 2018

49647MT

MERCEDES BENZ






WISHBONE

LEFT
* Handed : 49648MT
Front Axle



MODEL	START YEAR	OEM NUMBER	TECHNICAL SPEC.
VITO (W447)	2014/10 -	4473303400	M : M16x1,5
			ID : Ø14,5
			bl : 60

COMPONENT	PART NUM.	COMPONENT NAME	COMPONENT OEM NO
	45367MT	SILENTBLOCK	
	49645MT	BALL JOINT	
	49649MT	SILENTBLOCK	



new to range

September 2018

49648MT

MERCEDES BENZ






WISHBONE

RIGHT
* Handed : 49647MT
Front Axle



MODEL	START YEAR	OEM NUMBER	TECHNICAL SPEC.
VITO (W447)	2014/10 -	4473303500	M : M16x1,5
			ID : Ø14,5
			bl : 60

COMPONENT	PART NUM.	COMPONENT NAME	COMPONENT OEM NO
	45367MT	SILENTBLOCK	
	49645MT	BALL JOINT	
	49649MT	SILENTBLOCK	



new to range

September 2018

51891MT

MERCEDES BENZ



STABILIZER

LEFT
* Handed : 51892MT
Front Axle



MODEL	START YEAR	OEM NUMBER	TECHNICAL SPEC.
C SERIES (W204)	2007/01 -	2043200789-M	M : M12x1,5
C SERIES (W204) 4matic	2007/07 -		L : 290
C SERIES Coupe (C204)	2011/06 -		D : Ø12
C SERIES Estate (S204)	2007/08 -		
C SERIES S204	2007/08 -		
C SERIES Saloon (W204)	2007/01 -		
C SERIES T-Model (S204)	2007/08 -		
E SERIES A207	2010/01 -		
E SERIES C207	2009/01 -		
E SERIES Cabriolet (A207)	2010/01 -		
E SERIES Coupe (C207)	2009/01 -		
W204 SERIES C-CLASS	2007/01 -		



new to range

September 2018

51892MT

MERCEDES BENZ



STABILIZER

RIGHT
* Handed : 51891MT
Front Axle



MODEL	START YEAR	OEM NUMBER	TECHNICAL SPEC.
C SERIES (W204)	2007/01 -	2043202289-M	M : M12x1,5
C SERIES (W204) 4matic	2007/07 -		L : 290
C SERIES Coupe (C204)	2011/06 -		D : Ø12
C SERIES Estate (S204)	2007/08 -		
C SERIES S204	2007/08 -		
C SERIES Saloon (W204)	2007/01 -		
C SERIES T-Model (S204)	2007/08 -		
E SERIES A207	2010/01 -		
E SERIES C207	2009/01 -		
E SERIES Cabriolet (A207)	2010/01 -		
E SERIES Coupe (C207)	2009/01 -		
W204 SERIES C-CLASS	2007/01 -		



new to range

September 2018

51905MT


mitsubishi



WISHBONE

LEFT
* Handed : 51906MT
Front Axle



MODEL		START YEAR	OEM NUMBER	TECHNICAL SPEC.
L200 / TRITON		2005/11 -	4013A091	M : M16x1,5
				ID : Ø16,2
				bl : 80,5
COMPONENT	PART NUM.	COMPONENT NAME		COMPONENT OEM NO
	41705MT	BALL JOINT		

51906MT


mitsubishi



WISHBONE

RIGHT
* Handed : 51905MT
Front Axle



MODEL		START YEAR	OEM NUMBER	TECHNICAL SPEC.
L200 / TRITON		2005/11 -	4013A092	M : M16x1,5
				ID : Ø16,2
				bl : 80,5
COMPONENT	PART NUM.	COMPONENT NAME		COMPONENT OEM NO
	41705MT	BALL JOINT		



new to range

September 2018

49246MT

NISSAN



STABILIZER

LEFT & RIGHT
Front Axle



MODEL	START YEAR	OEM NUMBER	TECHNICAL SPEC.
FRONTIER	1998/01 - 2004/12	546188B501	M : M8x1,25 L : 135

51934MT

PEUGEOT



AXIAL JOINT

LEFT & RIGHT
Front Axle



MODEL	START YEAR	OEM NUMBER	TECHNICAL SPEC.
EXPERT (TRAVELLER)	2016/04 -	9820340280	D : M16x1,5 M : M14x1,5 L : 281

52055MT

PEUGEOT



STABILIZER

LEFT & RIGHT
Front Axle



MODEL	START YEAR	OEM NUMBER	TECHNICAL SPEC.
EXPERT (TRAVELLER)	2016/04 -	9809090180	M : M12x1,5 L : 355 D : Ø11



new to range

September 2018

52083MT **PEUGEOT**



TIE ROD END

LEFT
* Handed : 52084MT
Front Axle



MODEL	START YEAR	OEM NUMBER	TECHNICAL SPEC.
EXPERT (TRAVELLER)	2016/04 -	9820340080	CL : Ø18,8
			CU : Ø14,2
			D : M14x1,5

52084MT **PEUGEOT**



TIE ROD END

RIGHT
* Handed : 52083MT
Front Axle



MODEL	START YEAR	OEM NUMBER	TECHNICAL SPEC.
EXPERT (TRAVELLER)	2016/04 -	9820340180	CL : Ø18,8
			CU : Ø14,2
			D : M14x1,5

51893MT **PORSCHE**



AXIAL JOINT

LEFT & RIGHT
Front Axle



MODEL	START YEAR	OEM NUMBER	TECHNICAL SPEC.
911 (991)	2011/12 -	99134732200	D : M14x1,5
911 Cabriolet (991)	2012/03 -		M : M14x1,5
			L : 242,5



new to range

September 2018

51932MT

RENAULT






WISHBONE

LEFT
* Handed : 51933MT
Front Axle



MODEL	START YEAR	OEM NUMBER	TECHNICAL SPEC.
MEGANE IV (BFB) (1.2)	2015/11 -	545054733R	ID : Ø14,6 - Ø18,2
MEGANE IV (BFB) SEDAN (1.5)	2016/08 -		bl : 50,5 - 75
MEGANE IV (BFB) SEDAN (1.6)	2016/08 -		l : 253

COMPONENT	PART NUM.	COMPONENT NAME	COMPONENT OEM NO
	48840MT	SILENTBLOCK	
	48841MT	SILENTBLOCK	
	49754MT	BALL JOINT	



new to range

September 2018

51933MT

RENAULT






WISHBONE

RIGHT
* Handed : 51932MT
Front Axle



MODEL	START YEAR	OEM NUMBER	TECHNICAL SPEC.
MEGANE IV (BFB) (1.2)	2015/11 -	545049124R	ID : Ø14,6 - Ø18,2
MEGANE IV (BFB) SEDAN (1.5)	2016/08 -		bl : 50,5 - 75
MEGANE IV (BFB) SEDAN (1.6)	2016/08 -		l : 253

COMPONENT	PART NUM.	COMPONENT NAME	COMPONENT OEM NO
	48840MT	SILENTBLOCK	
	48841MT	SILENTBLOCK	
	49754MT	BALL JOINT	

40312MT

SUZUKI



BALL JOINT

LEFT & RIGHT
Front Axle



MODEL	START YEAR	OEM NUMBER	TECHNICAL SPEC.
VERONA	2004/01 - 2006/12	4522186Z00	



new to range

September 2018

51795MT

TOYOTA





STRUT CONTROL ARM

RIGHT
* Handed : 51794MT
Rear Axle



MODEL	START YEAR	OEM NUMBER	TECHNICAL SPEC.
CAMRY	1996/01 - 2006/12	4873033050	L : 503,5
			PD : Ø17
			ID : Ø14,3

COMPONENT	PART NUM.	COMPONENT NAME	COMPONENT OEM NO
	51798MT	TIE ROD END	
	51799MT	TIE ROD END	

51798MT

TOYOTA



TIE ROD END



MODEL	START YEAR	OEM NUMBER	TECHNICAL SPEC.
CAMRY	1996/01 - 2006/12	4873033050-P	D : M18x1,5 LHT
			L : 302



new to range

September 2018

51799MT

TOYOTA



TIE ROD END



MODEL	START YEAR	OEM NUMBER	TECHNICAL SPEC.
CAMRY	1996/01 - 2006/12	4873033050-P1	D : M18x1,5 RHT L : 221,5

51870MT

TOYOTA




WISHBONE

LEFT
* Handed : 51871MT
Upper Front Axle



MODEL	START YEAR	OEM NUMBER	TECHNICAL SPEC.
LITEACE Box (CM3_V, KM3_V)	1983/01 - 1992/12	4863028013	M : M14x1,5
LITEACE Bus (CM30_G, KM30_G)	1985/10 - 1992/01		I : 144

COMPONENT	PART NUM.	COMPONENT NAME	COMPONENT OEM NO
	35098MT	BALL JOINT	



new to range

September 2018

51871MT **TOYOTA**




WISHBONE

RIGHT
* Handed : 51870MT
Upper Front Axle



MODEL	START YEAR	OEM NUMBER	TECHNICAL SPEC.
LITEACE Box (CM3_V, KM3_V)	1983/01 - 1992/12	4861028013	M : M14x1,5
LITEACE Bus (CM30_G, KM30_G)	1985/10 - 1992/01		I : 144

COMPONENT	PART NUM.	COMPONENT NAME	COMPONENT OEM NO
	35098MT	BALL JOINT	

51874MT **TOYOTA**




WISHBONE

LEFT
* Handed : 51875MT
Front Axle



MODEL	START YEAR	OEM NUMBER	TECHNICAL SPEC.
COROLLA Liftback (_E8_)	1983/06 - 1989/05	4806920151	ID : Ø12,2
			bl : 61
			I : 297

COMPONENT	PART NUM.	COMPONENT NAME	COMPONENT OEM NO
	51876MT	SILENTBLOCK	



new to range

September 2018

51875MT


TOYOTA



WISHBONE

RIGHT
* Handed : 51874MT
Front Axle



MODEL		START YEAR	OEM NUMBER	TECHNICAL SPEC.
COROLLA Liftback (_E8_)		1983/06 - 1989/05	4806820151	ID : Ø12,2
				bl : 61
				l : 297
COMPONENT	PART NUM.	COMPONENT NAME		COMPONENT OEM NO
	51876MT	SILENTBLOCK		

51877MT


TOYOTA



WISHBONE

LEFT
* Handed : 51878MT
Front Axle



MODEL		START YEAR	OEM NUMBER	TECHNICAL SPEC.
STARLET (_P7_)		1984/10 - 1989/12	4806910030	ID : Ø12,2
STARLET (_P8_)		1989/12 - 1996/03		bl : 53
				l : 334
COMPONENT	PART NUM.	COMPONENT NAME		COMPONENT OEM NO
	51879MT	SILENTBLOCK		



new to range

September 2018

51878MT


TOYOTA



WISHBONE

RIGHT
* Handed : 51877MT
Front Axle



MODEL		START YEAR	OEM NUMBER	TECHNICAL SPEC.
STARLET (_P7_)		1984/10 - 1989/12	4806810050	ID : Ø12,2
STARLET (_P8_)		1989/12 - 1996/03		bl : 53
				l : 334
COMPONENT	PART NUM.	COMPONENT NAME		COMPONENT OEM NO
	51879MT	SILENTBLOCK		

51945MT


TOYOTA



WISHBONE

LEFT
* Handed : 51946MT
Upper Front Axle



MODEL		START YEAR	OEM NUMBER	TECHNICAL SPEC.
SEQUOIA		2008/01 - 2015/12	486300C011	M : M14x1,5
				ID : Ø17,2
				bl : 62
COMPONENT	PART NUM.	COMPONENT NAME		COMPONENT OEM NO
	44799MT	BALL JOINT		



new to range

September 2018

51946MT

TOYOTA




WISHBONE

RIGHT
 * Handed : 51945MT
 Upper Front Axle



MODEL	START YEAR	OEM NUMBER	TECHNICAL SPEC.
SEQUOIA	2008/01 - 2015/12	486100C011	M : M14x1,5
			ID : Ø17,2
			bl : 62

COMPONENT	PART NUM.	COMPONENT NAME	COMPONENT OEM NO
	44799MT	BALL JOINT	

new to range

September 2018



**Metrix
Premium**
CHASSIS PARTS

COMMERCIAL VEHICLES

www.metrixpremium.com



51895MT

AGRALE




TIE ROD



MODEL	START YEAR	OEM NUMBER	TECHNICAL SPEC.
MT 12.0	-	6112007131003	CL : 28,1 / 30,2
			CU : 24,6 / 27,1
			L : 749

51914MT

AGRALE



TIE ROD



MODEL	START YEAR	OEM NUMBER	TECHNICAL SPEC.
SATURNO	2010/01 - 2011/12	6012007027005	CL : 28,5 / 31,1
			CU : 24,5 / 27,5
			L : 860

51939MT

AGRALE



TIE ROD



MODEL	START YEAR	OEM NUMBER	TECHNICAL SPEC.
MA 10.0	2009/01 - 2016/12	6010007025003	CL : 22,2 / 28,5
			CU : 19,3 / 24,5
			L : 1018

51944MT

AGRALE

TIE ROD



MODEL	START YEAR	OEM NUMBER	TECHNICAL SPEC.
MARCOPOLO VOLARE	1998/98 - 2006/06	6008007716001	CL : 22,2
			CU : 19,2
			L : 629

51949MT

AGRALE

TIE ROD



MODEL	START YEAR	OEM NUMBER	TECHNICAL SPEC.
8500	2001/01 - 2010/12	6009007021004	CL : 22,2
			CU : 19,3
			L : 889

51960MT

AGRALE

TIE ROD END



MODEL	START YEAR	OEM NUMBER	TECHNICAL SPEC.
MA 15.0	-	6112007007005	CL : 28,5
			CU : 24,5
			D : M30x1,5 RHT

51972MT

AGRALE

TIE ROD



MODEL	START YEAR	OEM NUMBER	TECHNICAL SPEC.
SATURNO	2010/01 - 2011/12	6112007040008	CL : 28,5
			CU : 24,5
			L : 1553

48689MT

DAF

STABILIZER BAR BEARING



MODEL	START YEAR	OEM NUMBER	TECHNICAL SPEC.
65 CF	1998/02 - 2000/12	1323838	OD : 93
75 CF FTG 75	1998/02 - 2000/12		ID : 48,5
85 CF	1998/02 - 2000/12		h : 75
95 XF	1997/01 - 2002/02		
95 XF 530	1997/01 - 2002/09		
CF 65	2001/01 -		
CF 75	2001/01 -		
CF 75 IV	-		
CF 85	2001/01 -		
CF 85 IV	-		
F28-F36/N28/TT2100	-		

new to range

September 2018

50934MT

FORD


STRUT CONTROL ARM



LEFT & RIGHT



MODEL		START YEAR	OEM NUMBER	TECHNICAL SPEC.
CARGO 1119		2013/01 - 2016/12	1C453C140AB	L : 270,5
CARGO 712		2007/05 - 2010/12		PD : 20
CARGO 815		2000/11 - 2012/06		ID : 12,2
CARGO 816		2013/01 - 2016/12		
CARGO 915		2002/09 - 2012/06		
COUNTRY SQUIRE		1979/01 - 1991/01		

COMPONENT	PART NUM.	COMPONENT NAME	COMPONENT OEM NO
	50935MT	SILENTBLOCK	

50935MT

FORD

SILENTBLOCK



LEFT & RIGHT



MODEL		START YEAR	OEM NUMBER	TECHNICAL SPEC.
CARGO 1119		2013/01 - 2016/12	1C453C140AB-P	OD : 36
CARGO 712		2007/05 - 2010/12		ID : 12,2
CARGO 815		2000/11 - 2012/06		h : 45,7
CARGO 816		2013/01 - 2016/12		
CARGO 915		2002/09 - 2012/06		
COUNTRY SQUIRE		1979/01 - 1991/01		

51916MT

FORD



TIE ROD



MODEL	START YEAR	OEM NUMBER	TECHNICAL SPEC.
CARGO 814	1995/01 - 2000/12	1C453304CA	CL : 22,2
CARGO 815	2000/11 - 2012/06		CU : 19,2
			L : 833

52010MT

FORD



STABILIZER



MODEL	START YEAR	OEM NUMBER	TECHNICAL SPEC.
CARGO 1215	1987/01 - 2000/12	E5HT4A084BA	CL : 22,2
CARGO 1514	1985/01 - 1986/12		CU : 19,2
			L : 212

51915MT

INTERNATIONAL



TIE ROD



MODEL	START YEAR	OEM NUMBER	TECHNICAL SPEC.
9800	1950/01 - 2014/12	259257C91	CL : 31,1
			CU : 27,5
			L : 1559

44888MT

IVECO

BUSHING



MODEL	START YEAR	OEM NUMBER	TECHNICAL SPEC.
AD/AT TRAKKER	-	500351393	OD : 78,5
AD/AT TRAKKER E.E.	-		ID : 16
AD/AT/AS STRALIS	-		h : 63
STRALIS	2002/02 -		

52077MT

IVECO

GEAR SHIFT LINKAGE



MODEL	START YEAR	OEM NUMBER	TECHNICAL SPEC.
TECTOR	-	5801253474	

49127MT

MAN



STABILIZER BAR BEARING



MODEL	START YEAR	OEM NUMBER	TECHNICAL SPEC.
F 2000	1994/01 -	81437040074	OD : 64,5
LION'S	-		ID : 45,3
M 2000 L	1995/08 -		h : 51,3
M 2000 M	1995/08 - 2005/12		

45897MT

MERCEDES BENZ



RUBBER MOUNTING



MODEL	START YEAR	OEM NUMBER	TECHNICAL SPEC.
ACTROS	-	0003220044	OD : 79
AXOR 2	-		h : 75

48484MT

MERCEDES BENZ



RUBBER MOUNTING



MODEL	START YEAR	OEM NUMBER	TECHNICAL SPEC.
ACTROS MP2 / MP3 1831 - 1861	2003/04 -	0003222385	OD : 45,1
ACTROS MP2 / MP3 2032 - 2055	2003/04 -	0003223085	ID : 24,5
ACTROS MP2 / MP3 2432 - 2460	2008/06 -	9493200073	L : 95
ACTROS MP2 / MP3 2532 - 2560	2003/04 -		
ACTROS MP2 / MP3 2631	2003/04 -		
ACTROS MP2 / MP3 2631 - 2665	2003/04 -		
ACTROS MP2 / MP3 2732 - 2748	2008/06 -		
ACTROS MP2 / MP3 3231 - 3250	2003/04 -		
ACTROS MP2 / MP3 3255 - 3260	2003/04 -		
ACTROS MP2 / MP3 3331 - 3365	2003/04 -		
ACTROS MP2 / MP3 3550 - 4036	2009/06 -		
ACTROS MP2 / MP3 4140 - 4151	2003/04 -		
ACTROS MP2 / MP3 4154 - 4165	2003/04 -		
ACTROS MP2 / MP3 4841	2009/08 -		
ACTROS MP2 / MP3 5041 - 5048	2008/06 -		
AXOR 1823 - 2044	2002/01 - 2004/10		
AXOR 2	-		
AXOR 2 1823 - 2044	2004/10 -		

new to range

September 2018

48486MT

MERCEDES BENZ



RUBBER MOUNTING

LEFT & RIGHT



MODEL	START YEAR	OEM NUMBER	TECHNICAL SPEC.
ACTROS 1824 - 1863	1996/04 -	9473250226	Id : M20x1,5
ACTROS 2024 - 2055	1996/04 - 2002/10	9473250426	L : 125
ACTROS 2527 - 2560	1996/06 -		
ACTROS 2627 - 2665	1996/04 - 2002/10		
ACTROS 3231 - 3339	1996/06 - 2002/10		
ACTROS 3340 - 3550	1996/06 - 2002/10		
ACTROS 4036 - 4841	1996/06 - 2002/10		
ACTROS MP2 / MP3 1831 - 1861	2003/04 -		
ACTROS MP2 / MP3 2631 - 2665	2003/04 -		
ACTROS MP2 / MP3 2732 - 2748	2008/06 -		
ACTROS MP2 / MP3 3231 - 3250	2003/04 -		
ACTROS MP2 / MP3 3255 - 3260	2003/04 -		
ACTROS MP2 / MP3 3331 - 3365	2003/04 -		
ACTROS MP2 / MP3 4140 - 4151	2003/04 -		
ACTROS MP2 / MP3 4154 - 4165	2003/04 -		
ATEGO 2 712-2529	2004/10 -		
ATEGO 2628 -	1998/04 - 2004/10		
AXOR 2 2623 - 2831	2004/10 -		

51950MT

MERCEDES BENZ



TIE ROD



MODEL	START YEAR	OEM NUMBER	TECHNICAL SPEC.
1924	-	3504600205	CL : 30,4
1929	1987/07 - 1996/09		CU : 27,1
1932	-		L : 661
1933	-		PD : 40
1934	1988/01 - 1991/12		
2629	-		

51962MT

MERCEDES BENZ



TIE ROD END

RIGHT



MODEL	START YEAR	OEM NUMBER	TECHNICAL SPEC.
1016 ACCELO	2012/01 - 2015/12	0023303135	CL : 26,2
816	2012/01 - 2015/12		CU : 23,5
			D : M28x1,5 RHT

new to range

September 2018

52006MT

MERCEDES BENZ



TORQUE ROD




MODEL		START YEAR	OEM NUMBER	TECHNICAL SPEC.
O 500		2000/01 -	6343503106	L : 647
				PD : 48
				I : 130
COMPONENT	PART NUM.	COMPONENT NAME		COMPONENT OEM NO
	43837MT	REPAIR KIT		

52011MT

MERCEDES BENZ



GEAR SHIFT LINKAGE



MODEL		START YEAR	OEM NUMBER	TECHNICAL SPEC.
ATEGO 1725		2004/01 - 2013/12	9582600889	PD : 12
ATEGO 1726		2012/01 - 2016/12		L : 141
ATEGO 2425		2004/01 - 2013/12		
ATEGO 2426		2012/01 - 2016/12		
ATEGO 2429		2012/01 - 2014/12		
ATEGO 2430		2012/01 - 2015/12		
COMPONENT	PART NUM.	COMPONENT NAME		COMPONENT OEM NO
	52012MT	TIE ROD END		
	52013MT	TIE ROD END		

new to range

September 2018


52012MT

MERCEDES BENZ



TIE ROD END

LEFT
* Handed : 52013MT



MODEL	START YEAR	OEM NUMBER	TECHNICAL SPEC.
ATEGO 1725	2004/01 - 2013/12	9582600889-P	D : M12x1,75 LHT
ATEGO 1726	2012/01 - 2016/12		M : M10x1,5
ATEGO 2425	2004/01 - 2013/12		L : 55
ATEGO 2426	2012/01 - 2016/12		
ATEGO 2429	2012/01 - 2014/12		
ATEGO 2430	2012/01 - 2015/12		
AXOR 1933	2009/01 - 2016/12		
AXOR 2035	2009/01 - 2013/12		
AXOR 2036	2012/01 - 2016/12		
AXOR 2040	2009/01 - 2014/12		
AXOR 2044	2009/01 - 2013/12		
AXOR 2533	2013/01 - 2016/12		
AXOR 2534	2013/01 - 2014/12		
AXOR 2540	2009/01 - 2013/12		
AXOR 2544	2013/01 - 2016/12		
AXOR 2640	2009/01 - 2013/12		
AXOR 2641	2012/01 - 2015/12		
AXOR 2644	2009/01 - 2016/12		

52013MT

MERCEDES BENZ



TIE ROD END

RIGHT
* Handed : 52012MT



MODEL	START YEAR	OEM NUMBER	TECHNICAL SPEC.
ATEGO 1725	2004/01 - 2013/12	9582600889-P1	D : M12x1,75 RHT
ATEGO 1726	2012/01 - 2016/12		M : M10x1,5
ATEGO 2425	2004/01 - 2013/12		L : 55
ATEGO 2426	2012/01 - 2016/12		
ATEGO 2429	2012/01 - 2014/12		
ATEGO 2430	2012/01 - 2015/12		
AXOR 1933	2009/01 - 2016/12		
AXOR 2035	2009/01 - 2013/12		
AXOR 2036	2012/01 - 2016/12		
AXOR 2040	2009/01 - 2014/12		
AXOR 2044	2009/01 - 2013/12		
AXOR 2533	2013/01 - 2016/12		
AXOR 2534	2013/01 - 2014/12		
AXOR 2540	2009/01 - 2013/12		
AXOR 2544	2013/01 - 2016/12		
AXOR 2640	2009/01 - 2013/12		
AXOR 2641	2012/01 - 2015/12		
AXOR 2644	2009/01 - 2016/12		

52014MT

MERCEDES BENZ



RUBBER MOUNTING



MODEL	START YEAR	OEM NUMBER	TECHNICAL SPEC.
ACTROS 1824 - 1863	1996/04 -	910105020036	D : M20x1,5
ACTROS 2024 - 2055	1996/04 - 2002/10		L : 280
ACTROS 2527 - 2560	1996/06 -		
ACTROS 2627 - 2665	1996/04 - 2002/10		
ACTROS 3231 - 3339	1996/06 - 2002/10		
ACTROS 3340 - 3550	1996/06 - 2002/10		
ACTROS 4036 - 4841	1996/06 - 2002/10		
ACTROS MP2 / MP3 1831 - 1861	2003/04 -		
ACTROS MP2 / MP3 2631 - 2665	2003/04 -		
ACTROS MP2 / MP3 2732 - 2748	2008/06 -		
ACTROS MP2 / MP3 3231 - 3250	2003/04 -		
ACTROS MP2 / MP3 3255 - 3260	2003/04 -		
ACTROS MP2 / MP3 3331 - 3365	2003/04 -		
ACTROS MP2 / MP3 4140 - 4151	2003/04 -		
ACTROS MP2 / MP3 4154 - 4165	2003/04 -		
ATEGO 2 712-2529	2004/10 -		
ATEGO 2628 -	1998/04 - 2004/10		
AXOR 2 2623 - 2831	2004/10 -		

52015MT

MERCEDES BENZ



RUBBER MOUNTING



MODEL	START YEAR	OEM NUMBER	TECHNICAL SPEC.
ACTROS 1824 - 1863	1996/04 -	910105020035	D : M20x1,5
ACTROS 2024 - 2055	1996/04 - 2002/10		L : 260
ACTROS 2527 - 2560	1996/06 -		
ACTROS 2627 - 2665	1996/04 - 2002/10		
ACTROS 3231 - 3339	1996/06 - 2002/10		
ACTROS 3340 - 3550	1996/06 - 2002/10		
ACTROS 4036 - 4841	1996/06 - 2002/10		
ACTROS MP2 / MP3 1831 - 1861	2003/04 -		
ACTROS MP2 / MP3 2631 - 2665	2003/04 -		
ACTROS MP2 / MP3 2732 - 2748	2008/06 -		
ACTROS MP2 / MP3 3231 - 3250	2003/04 -		
ACTROS MP2 / MP3 3255 - 3260	2003/04 -		
ACTROS MP2 / MP3 3331 - 3365	2003/04 -		
ACTROS MP2 / MP3 4140 - 4151	2003/04 -		
ACTROS MP2 / MP3 4154 - 4165	2003/04 -		
ATEGO 2 712-2529	2004/10 -		
ATEGO 2628 -	1998/04 - 2004/10		
AXOR 2 2623 - 2831	2004/10 -		

52016MT



MERCEDES BENZ



RUBBER MOUNTING



MODEL	START YEAR	OEM NUMBER	TECHNICAL SPEC.
ACTROS 1824 - 1863	1996/04 -	910105020036-K	D : M20x1,5
ACTROS 2024 - 2055	1996/04 - 2002/10		L : 280
ACTROS 2527 - 2560	1996/06 -		
ACTROS 2627 - 2665	1996/04 - 2002/10		
ACTROS 3231 - 3339	1996/06 - 2002/10		
ACTROS 3340 - 3550	1996/06 - 2002/10		
ACTROS 4036 - 4841	1996/06 - 2002/10		
ACTROS MP2 / MP3 1831 - 1861	2003/04 -		
ACTROS MP2 / MP3 2631 - 2665	2003/04 -		
ACTROS MP2 / MP3 2732 - 2748	2008/06 -		
ACTROS MP2 / MP3 3231 - 3250	2003/04 -		
ACTROS MP2 / MP3 3255 - 3260	2003/04 -		
ACTROS MP2 / MP3 3331 - 3365	2003/04 -		
ACTROS MP2 / MP3 4140 - 4151	2003/04 -		
ACTROS MP2 / MP3 4154 - 4165	2003/04 -		
ATEGO 2 712-2529	2004/10 -		
ATEGO 2628 -	1998/04 - 2004/10		
AXOR 2 2623 - 2831	2004/10 -		

COMPONENT	PART NUM.	COMPONENT NAME	COMPONENT OEM NO
	48486MT	LEAF SPRING WEDGE CONNECTION PLATE WITH BOLTS	
	52014MT	SPRING BUSHING	

52017MT



MERCEDES BENZ



RUBBER MOUNTING



MODEL	START YEAR	OEM NUMBER	TECHNICAL SPEC.
ACTROS 1824 - 1863	1996/04 -	910105020035-K	D : M20x1,5
ACTROS 2024 - 2055	1996/04 - 2002/10		L : 260
ACTROS 2527 - 2560	1996/06 -		
ACTROS 2627 - 2665	1996/04 - 2002/10		
ACTROS 3231 - 3339	1996/06 - 2002/10		
ACTROS 3340 - 3550	1996/06 - 2002/10		
ACTROS 4036 - 4841	1996/06 - 2002/10		
ACTROS MP2 / MP3 1831 - 1861	2003/04 -		
ACTROS MP2 / MP3 2631 - 2665	2003/04 -		
ACTROS MP2 / MP3 2732 - 2748	2008/06 -		
ACTROS MP2 / MP3 3231 - 3250	2003/04 -		
ACTROS MP2 / MP3 3255 - 3260	2003/04 -		
ACTROS MP2 / MP3 3331 - 3365	2003/04 -		
ACTROS MP2 / MP3 4140 - 4151	2003/04 -		
ACTROS MP2 / MP3 4154 - 4165	2003/04 -		
ATEGO 2 712-2529	2004/10 -		
ATEGO 2628 -	1998/04 - 2004/10		
AXOR 2 2623 - 2831	2004/10 -		

COMPONENT	PART NUM.	COMPONENT NAME	COMPONENT OEM NO
	48486MT	LEAF SPRING WEDGE CONNECTION PLATE WITH BOLTS	
	52015MT	SPRING BUSHING	

52056MT



MERCEDES BENZ



GEAR SHIFT LINKAGE



MODEL	START YEAR	OEM NUMBER	TECHNICAL SPEC.
AXOR 1933	2009/01 - 2016/12	9582600689	
AXOR 2035	2009/01 - 2013/12		
AXOR 2036	2012/01 - 2016/12		
AXOR 2040	2009/01 - 2014/12		
AXOR 2044	2009/01 - 2013/12		
AXOR 2533	2013/01 - 2016/12		
AXOR 2534	2013/01 - 2014/12		
AXOR 2540	2009/01 - 2013/12		
AXOR 2544	2013/01 - 2016/12		
AXOR 2640	2009/01 - 2013/12		
AXOR 2641	2012/01 - 2015/12		
AXOR 2644	2009/01 - 2016/12		
AXOR 2825	2009/01 - 2014/12		
AXOR 2826	2009/01 - 2014/12		
AXOR 2831	2009/01 - 2014/12		
AXOR 3131	2012/01 - 2015/12		
AXOR 3340	2009/01 - 2013/12		
AXOR 3341	2012/01 - 2015/12		

COMPONENT	PART NUM.	COMPONENT NAME	COMPONENT OEM NO
	52012MT	TIE ROD END	
	52013MT	TIE ROD END	

new to range

September 2018


52061MT

MERCEDES BENZ



TORQUE ROD



MODEL		START YEAR	OEM NUMBER	TECHNICAL SPEC.
OH 1635		-	3823307211	L : 609
			6643307611	PD : 50
				ID : 54
COMPONENT	PART NUM.	COMPONENT NAME		COMPONENT OEM NO
	42265MT	SILENTBLOCK		

52070MT


MERCEDES BENZ



TIE ROD END

LEFT
* Handed : 52071MT



MODEL		START YEAR	OEM NUMBER	TECHNICAL SPEC.
O 400		-	0003330035	D : M40x1,5 LHT
				L : 162
				Id : 54
COMPONENT	PART NUM.	COMPONENT NAME		COMPONENT OEM NO
	42265MT	SILENTBLOCK		

new to range

September 2018

52071MT


MERCEDES BENZ



TIE ROD END

RIGHT
* Handed : 52070MT



MODEL		START YEAR	OEM NUMBER	TECHNICAL SPEC.
O 400		-	0003330135	D : M40x1,5 RHT L : 162 Id : 54
COMPONENT	PART NUM.	COMPONENT NAME		COMPONENT OEM NO
	42265MT	SILENTBLOCK		


52079MT

MERCEDES BENZ



TIE ROD END



MODEL		START YEAR	OEM NUMBER	TECHNICAL SPEC.
OH 1315		1987/01 - 1995/12	0000532758	CL : 45,5
OH 1316		1983/01 - 1986/12	0000638680	CU : 40,5
OH 1319		1990/01 - 2005/12		D : M40x1,5 LHT
OH 1320		1979/01 - 1982/12		L : 160
OH 1419		1979/01 - 1987/12		
OH 1420		1996/01 - 2003/12		
COMPONENT	PART NUM.	COMPONENT NAME		COMPONENT OEM NO
	50833MT	REPAIR KIT		

51907MT

MITSUBISHI

STABILIZER



LEFT
* Handed : 51908MT
Front Axle



MODEL	START YEAR	OEM NUMBER	TECHNICAL SPEC.
CANTER (TF35) EURO5	2012/05 -	MK632667	M : M12x1,25 L : 140 D : 9

51908MT

MITSUBISHI

STABILIZER



RIGHT
* Handed : 51907MT
Front Axle




MODEL	START YEAR	OEM NUMBER	TECHNICAL SPEC.
CANTER (TF35) EURO5	2012/05 -	MK632668	M : M12x1,25 L : 140 D : 9

51911MT

SCANIA

TIE ROD



MODEL	START YEAR	OEM NUMBER	TECHNICAL SPEC.
ONIBUS 8x2	1950/01 - 2005/12	1680360	CL : 30,2 CU : 27,1 L : 1437

51912MT

SCANIA



TIE ROD



MODEL	START YEAR	OEM NUMBER	TECHNICAL SPEC.
K 112	1983/01 - 1992/12	525541	CL : 30,2
K 113	1990/01 - 1998/12		CU : 27,1
			L : 1000

52079MT

SCANIA



TIE ROD END



MODEL	START YEAR	OEM NUMBER	TECHNICAL SPEC.
B 111	1990/01 - 1998/12	532758	CL : 45,5
K 112	1983/01 - 1992/12	638680	CU : 40,5
			D : M40x1,5 LHT

COMPONENT	PART NUM.	COMPONENT NAME	COMPONENT OEM NO
	50833MT	REPAIR KIT	



new to range

September 2018

51961MT

VOLVO

TIE ROD



MODEL	START YEAR	OEM NUMBER	TECHNICAL SPEC.
B 340 M	2011/01 - 2016/06	20913266	CL : 28,9
			CU : 23,9
			L : 1611

52012MT

VOLVO

TIE ROD END



LEFT
* Handed : 52013MT



MODEL	START YEAR	OEM NUMBER	TECHNICAL SPEC.
VM 210	2003/01 - 2013/12	20938986-P	D : M12x1,75 LHT
VM 220	2013/01 - 2016/12		M : M10x1,5
VM 240	2007/01 - 2013/12		L : 55
VM 270	2003/01 - 2016/12		
VM 330	2003/01 - 2016/12		

52013MT

VOLVO



TIE ROD END

RIGHT
* Handed : 52012MT



MODEL	START YEAR	OEM NUMBER	TECHNICAL SPEC.
VM 210	2003/01 - 2013/12	20938986-P1	D : M12x1,75 RHT
VM 220	2013/01 - 2016/12		M : M10x1,5
VM 240	2007/01 - 2013/12		L : 55
VM 270	2003/01 - 2016/12		
VM 330	2003/01 - 2016/12		

52056MT



VOLVO



GEAR SHIFT LINKAGE



MODEL	START YEAR	OEM NUMBER	TECHNICAL SPEC.
VM 210	2003/01 - 2013/12	20938986	
VM 220	2013/01 - 2016/12		
VM 240	2007/01 - 2013/12		
VM 270	2003/01 - 2016/12		
VM 330	2003/01 - 2016/12		

COMPONENT	PART NUM.	COMPONENT NAME	COMPONENT OEM NO
	52012MT	TIE ROD END	
	52013MT	TIE ROD END	

new to range

September 2018


52073MT


VOLVO



TIE ROD END

RIGHT



MODEL		START YEAR	OEM NUMBER	TECHNICAL SPEC.
N 10		1973/01 -	6886533	D : M38x1,5 RHT
N 12		1973/01 -		L : 160
NL 10		-		I : 130
NL 12		-		ID : 21
COMPONENT	PART NUM.	COMPONENT NAME		COMPONENT OEM NO
	39338MT	REPAIR KIT		



52080MT

VOLVO



TORQUE ROD



MODEL		START YEAR	OEM NUMBER	TECHNICAL SPEC.
B 10		1978/01 -	8365398	L : 664
				PD : 50
				Id : 52
COMPONENT	PART NUM.	COMPONENT NAME		COMPONENT OEM NO
	42906MT	SILENTBLOCK		
	42907MT	SILENTBLOCK		

new to range

September 2018



**Metrix
Premium**
CHASSIS PARTS

RUBBER TO METAL

www.metrixpremium.com



new to range

September 2018

50397MT

AUDI



SILENTBLOCK

LEFT & RIGHT



MODEL	START YEAR	OEM NUMBER	TECHNICAL SPEC.
A4 (8WH, B9)	2016/01 -	4M0505269	OD : Ø38,3
A5 (F5A)	2017/01 -		ID : Ø10,2
Q5 (FYB)	2016/05 -		h : 28

49633MT

CHRYSLER



SILENTBLOCK

LEFT & RIGHT
Rear Axle



MODEL	START YEAR	OEM NUMBER	TECHNICAL SPEC.
300 & 300 C (4x2)	2011/01 -	68051639AB-P	OD : Ø40,3
300 & 300 C (4x4)	2011/01 -		ID : Ø12,2
			h : 36

51935MT

CHRYSLER



SILENTBLOCK



MODEL	START YEAR	OEM NUMBER	TECHNICAL SPEC.
PT CRUISER	2001/01 - 2010/01	04656467AD-P	OD : Ø33,7
			ID : Ø13,2
			h : 40

new to range

September 2018

49495MT

FORD



SILENTBLOCK

LEFT & RIGHT
Front Axle



MODEL	START YEAR	OEM NUMBER	TECHNICAL SPEC.
TERRITORY	2004/01 - 2008/12	SX3069A	OD : Ø70
		SX3078A-P	ID : Ø14,2
		SX3079A-P	h : 78

50287MT

FORD



STABILIZER BAR BEARING

LEFT & RIGHT
Front Axle



MODEL	START YEAR	OEM NUMBER	TECHNICAL SPEC.
FUSION	2006/01 - 2012/12	6H6Z5484AA	ID : Ø22,5
			h : 47,3

50288MT

FORD



STABILIZER BAR BEARING

LEFT & RIGHT
Front Axle



MODEL	START YEAR	OEM NUMBER	TECHNICAL SPEC.
FUSION	2006/01 - 2012/12	7E5Z5484A	ID : Ø24,5
			h : 47,3

new to range

September 2018

50303MT

FORD



SILENTBLOCK

LEFT & RIGHT



MODEL	START YEAR	OEM NUMBER	TECHNICAL SPEC.
EDGE	2006/11 - 2014/12	BT435500BA-P	OD : Ø37,3
		CT4Z5500B-P	h : 125

50535MT

FORD



SILENTBLOCK

LEFT & RIGHT
Front Axle



MODEL	START YEAR	OEM NUMBER	TECHNICAL SPEC.
FIESTA VII (CE1)	2017/05 -	H1BC3A262AB	OD : Ø61
			ID : 12,4 - 16,1
			h : 52

47626MT

HONDA



STABILIZER BAR BEARING

LEFT & RIGHT
Front Axle



MODEL	START YEAR	OEM NUMBER	TECHNICAL SPEC.
CIVIC VI Fastback (MA, MB)	1994/09 - 2001/02	51306S04N01	ID : Ø25
CIVIC VI Fastback (MA)	1994/09 - 1997/01		h : 39,5
CIVIC VI Fastback (MB)	1997/01 - 2001/02		
CIVIC VI Saloon (EJ, EK)	1995/10 - 2001/03		

new to range

September 2018

51604MT

HONDA



SILENTBLOCK



MODEL	START YEAR	OEM NUMBER	TECHNICAL SPEC.
ODYSSEY	2005/01 - 2010/01	51360SHJA01-P2	OD : Ø42,1
			ID : Ø14,2
			h : 66

52067MT

HONDA



SILENTBLOCK



MODEL	START YEAR	OEM NUMBER	TECHNICAL SPEC.
CR-V IV (RM_)	2012/10 -	51395TOAE01	ID : SW19,5
			h : 58

52068MT

HONDA



SILENTBLOCK



MODEL	START YEAR	OEM NUMBER	TECHNICAL SPEC.
CR-V IV (RM_)	2012/10 -	51396TOAE01	ID : SW19,5
			h : 58

new to range

September 2018

52069MT

HONDA



SILENTBLOCK



MODEL	START YEAR	OEM NUMBER	TECHNICAL SPEC.
CR-V IV (RM_)	2012/10 -	51350T0AE02-P	OD : Ø42,5
		51350T1GE01-P	h : 135
		51350T1GE11-P	
		51360T0AA02-P	
		51360T0AE02-P	
		51360T1GE01-P	

49511MT

HYUNDAI



SILENTBLOCK

LEFT & RIGHT
Front Axle



MODEL	START YEAR	OEM NUMBER	TECHNICAL SPEC.
ELANTRA	2016/09 -	54584F2000	OD : Ø70,3
			ID : Ø14,2
			h : 60

new to range

September 2018

50172MT

LAND ROVER



SILENTBLOCK

LEFT & RIGHT
Front Axle



MODEL	START YEAR	OEM NUMBER	TECHNICAL SPEC.
RANGE ROVER EVOQUE (LV)	2011/06 -	LR003940	OD : Ø61,2
			ID : Ø24,2
			h : 63,5

49852MT

LEXUS



STABILIZER BAR BEARING

LEFT & RIGHT
Rear Axle



MODEL	START YEAR	OEM NUMBER	TECHNICAL SPEC.
LX570	2008/01 - 2016/12	4881560241	ID : Ø26,5
			h : 52,5

49671MT

MAZDA



SILENTBLOCK

LEFT
* Handed : 49672MT
Front Axle



MODEL	START YEAR	OEM NUMBER	TECHNICAL SPEC.
323 MIDGE, SEDAN, STING	1986/01 - 2004/12	B4553446YA	ID : Ø18
RUSTLER	1994/01 - 2002/12	BS063446Y	h : 56,5
		BTAA3446Y	

new to range

September 2018



49672MT

MAZDA



SILENTBLOCK

RIGHT
* Handed : 49671MT
Front Axle



MODEL	START YEAR	OEM NUMBER	TECHNICAL SPEC.
323 MIDGE, SEDAN, STING	1986/01 - 2004/12	B4553446XA	ID : Ø18
RUSTLER	1994/01 - 2002/12	BS063446X	h : 56,5
		BTAA3446X	

49673MT

MAZDA



SILENTBLOCK

LEFT & RIGHT
Front Axle



MODEL	START YEAR	OEM NUMBER	TECHNICAL SPEC.
323 MIDGE, SEDAN, STING	1986/01 - 2004/12	B45934470	OD : Ø39
RUSTLER	1994/01 - 2002/12		ID : Ø12,2
			h : 56,5

51263MT

MERCEDES BENZ



SILENTBLOCK

LEFT & RIGHT
Rear Axle



MODEL	START YEAR	OEM NUMBER	TECHNICAL SPEC.
VIANO (W639)	2003/09 - 2014/10	6393506101-P	OD : Ø75,1
VITO / MIXTO Box (W639)	2003/09 - 2014/10		ID : Ø15
VITO Bus (W639)	2003/09 - 2014/10		h : 66,5
VITO W639	2011/06 - 2014/10		



52078MT

MERCEDES BENZ



STABILIZER BAR BEARING

LEFT & RIGHT
Rear Axle



MODEL	START YEAR	OEM NUMBER	TECHNICAL SPEC.
190 (W201)	1982/10 - 1993/08	2013261081	ID : Ø12,5
190 Saloon (W201)	1982/10 - 1993/08		h : 25,5

49847MT

MITSUBISHI



STABILIZER BAR BEARING

LEFT & RIGHT
Front Axle



MODEL	START YEAR	OEM NUMBER	TECHNICAL SPEC.
COLT V (CJ_A)	1995/09 - 2005/07	MR171441	ID : Ø17,8
			h : 35,80

49851MT

MITSUBISHI



STABILIZER BAR BEARING

LEFT & RIGHT
Front Axle



MODEL	START YEAR	OEM NUMBER	TECHNICAL SPEC.
PAJERO IV	2007/02 -	MR554271	ID : Ø30,5
			h : 47,7



50361MT

SUBARU



STABILIZER BAR BEARING

LEFT & RIGHT
Front Axle



MODEL	START YEAR	OEM NUMBER	TECHNICAL SPEC.
OUTBACK	2013/01 -	20414AL000	ID : Ø16,5
OUTBACK	2013/07 -		h : 39

49852MT

TOYOTA



STABILIZER BAR BEARING

LEFT & RIGHT
Rear Axle



MODEL	START YEAR	OEM NUMBER	TECHNICAL SPEC.
LAND CRUISER (VDJ20_, UZJ20_)	2007/08 -	4881530241	ID : Ø26,5
		4881560240	h : 52,5
		4881560241	

50736MT

TOYOTA



STABILIZER BAR BEARING

LEFT & RIGHT
Front Axle



MODEL	START YEAR	OEM NUMBER	TECHNICAL SPEC.
AVENSIS (T25)	2003/04 -	4881502110	ID : Ø21,6
AVENSIS Combi (T25)	2003/04 -		h : 41
AVENSIS Estate (T25)	2003/04 -		
AVENSIS Saloon (T25)	2003/04 -		

new to range

September 2018

51876MT

TOYOTA



SILENTBLOCK



MODEL	START YEAR	OEM NUMBER	TECHNICAL SPEC.
COROLLA Liftback (_E8_)	1983/06 - 1989/05	4806820151-P	OD : Ø34,2
		4806920151-P	ID : Ø12,2
			h : 61

51879MT

TOYOTA



SILENTBLOCK



MODEL	START YEAR	OEM NUMBER	TECHNICAL SPEC.
STARLET (_P7_)	1984/10 - 1989/12	4806910030-P	ID : Ø16
STARLET (_P8_)	1989/12 - 1996/03		h : 50