

new to range

August 2018



**Metrix
Premium**
CHASSIS PARTS

PASSENGER CAR

www.metrixpremium.com



51834MT

ACURA



AXIAL JOINT

LEFT & RIGHT
Front Axle



MODEL	START YEAR	OEM NUMBER	TECHNICAL SPEC.
RL	2003/01 - 2007/12	53010SDBA01	D : M14x1,5
		53010SJAA01	M : M14x1,5
			L : 140

50494MT



AUDI



TRACK CONTROL ARM

LEFT
* Handed : 50495MT
Front Axle



MODEL	START YEAR	OEM NUMBER	TECHNICAL SPEC.	
Q7 (4M)	2016/01 -	4M0407151F	L : 371	
		4M0407151G	h : 45 - 60	
			ID : Ø12,2	
COMPONENT	PART NUM.	COMPONENT NAME		COMPONENT OEM NO
	50496MT	SILENTBLOCK		
	50497MT	SILENTBLOCK		

new to range

August 2018

50495MT

AUDI



TRACK CONTROL ARM

RIGHT
* Handed : 50494MT
Front Axle



MODEL		START YEAR	OEM NUMBER	TECHNICAL SPEC.
Q7 (4M)		2016/01 -	4M0407152F	L : 371
			4M0407152G	h : 45 - 60
				ID : Ø12,2
COMPONENT	PART NUM.	COMPONENT NAME		COMPONENT OEM NO
	50496MT	SILENTBLOCK		
	50497MT	SILENTBLOCK		

51787MT

BMW



TIE ROD

LEFT
* Handed : 51788MT
Front Axle



MODEL		START YEAR	OEM NUMBER	TECHNICAL SPEC.
I3 (I01)		2013/09 -	32216851409	D : M14x1,5
I3 (I01) LCI		2017/11 -		M : M14x1,5
				ld : M14x1,5
COMPONENT	PART NUM.	COMPONENT NAME		COMPONENT OEM NO
	51789MT	TIE ROD END		
	51791MT	AXIAL JOINT		

51788MT



BMW



TIE ROD

RIGHT
* Handed : 51787MT
Front Axle



MODEL		START YEAR	OEM NUMBER	TECHNICAL SPEC.
I3 (I01)		2013/09 -	32216851410	D : M14x1,5
I3 (I01) LCI		2017/11 -		M : M14x1,5
				ld : M14x1,5
COMPONENT	PART NUM.	COMPONENT NAME		COMPONENT OEM NO
	51790MT	TIE ROD END		
	51791MT	AXIAL JOINT		

51789MT

BMW



TIE ROD END

LEFT
* Handed : 51790MT
Front Axle



MODEL		START YEAR	OEM NUMBER	TECHNICAL SPEC.
I3 (I01)		2013/09 -	32106851411	D : M14x1,5
I3 (I01) LCI		2017/11 -		M : M14x1,5
				L : 174,5

51790MT

BMW



TIE ROD END

RIGHT
* Handed : 51789MT
Front Axle



MODEL	START YEAR	OEM NUMBER	TECHNICAL SPEC.
I3 (I01)	2013/09 -	32106851412	D : M14x1,5
I3 (I01) LCI	2017/11 -		M : M14x1,5
			L : 174,5

51791MT

BMW



AXIAL JOINT

LEFT & RIGHT
Front Axle



MODEL	START YEAR	OEM NUMBER	TECHNICAL SPEC.
I3 (I01)	2013/09 -	32102283462-P1	D : M14x1,5
I3 (I01) LCI	2017/11 -	32216851409-P1	M : M14x1,5
			L : 342,5

new to range

August 2018

51866MT



CHEVROLET



WISHBONE

LEFT & RIGHT
Upper Front Axle



MODEL		START YEAR	OEM NUMBER	TECHNICAL SPEC.
TAHOE		2000/01 - 2006/12	15047200	M : M12x1,75
			15864153	ID : Ø14,5
				bl : 54,5
				l : 362
COMPONENT	PART NUM.	COMPONENT NAME		COMPONENT OEM NO
	48034MT	SILENTBLOCK		
	51880MT	BALL JOINT		

51880MT

CHEVROLET



BALL JOINT

LEFT & RIGHT
Front Axle



MODEL		START YEAR	OEM NUMBER	TECHNICAL SPEC.
TAHOE		2000/01 - 2006/12	15864153-P	CL : Ø18,4
				CU : Ø13,15
				M : M12x1,75
				T : Ø41,8




50939MT CHRYSLER

STRUT CONTROL ARM



LEFT
* Handed : 50940MT
Rear Axle



MODEL		START YEAR	OEM NUMBER	TECHNICAL SPEC.
300 & 300 C (4x2)		2011/01 -	68184783AB	L : 321,5 ID : Ø12,2
300 & 300 C (4x4)		2011/01 -	68241573AB	
			68306531AA	
COMPONENT	PART NUM.	COMPONENT NAME		COMPONENT OEM NO
	50942MT	SILENTBLOCK		


50940MT CHRYSLER

STRUT CONTROL ARM



RIGHT
* Handed : 50939MT
Rear Axle



MODEL		START YEAR	OEM NUMBER	TECHNICAL SPEC.
300 & 300 C (4x2)		2011/01 -	68184782AB	L : 321,5 ID : Ø12,2
300 & 300 C (4x4)		2011/01 -	68241572AB	
			68306530AA	
COMPONENT	PART NUM.	COMPONENT NAME		COMPONENT OEM NO
	50942MT	SILENTBLOCK		

50941MT


CHRYSLER

STRUT CONTROL ARM



LEFT & RIGHT
Rear Axle



MODEL		START YEAR	OEM NUMBER	TECHNICAL SPEC.
300 & 300 C (4x2)		2011/01 -	68184784AA	L : 367,5
300 & 300 C (4x4)		2011/01 -		ID : Ø12,2
COMPONENT	PART NUM.	COMPONENT NAME		COMPONENT OEM NO
	50942MT	SILENTBLOCK		

51804MT



CITROEN

WISHBONE



LEFT
* Handed : 51805MT
Front Axle



MODEL		START YEAR	OEM NUMBER	TECHNICAL SPEC.
JUMPER		2015/07 -	1612735680	ID : Ø18,5 - Ø19,4
				bl : 76,5
				l : 369
COMPONENT	PART NUM.	COMPONENT NAME		COMPONENT OEM NO
	40548MT	SILENTBLOCK		
	40549MT	SILENTBLOCK		

new to range

August 2018

51805MT



CITROEN



WISHBONE

RIGHT
* Handed : 51804MT
Front Axle



MODEL		START YEAR	OEM NUMBER	TECHNICAL SPEC.
JUMPER		2015/07 -	1612735580	ID : Ø18,5 - Ø19,4
				bl : 76,5
				l : 369
COMPONENT	PART NUM.	COMPONENT NAME		COMPONENT OEM NO
	40548MT	SILENTBLOCK		
	40549MT	SILENTBLOCK		

51077MT


FIAT



STRUT CONTROL ARM

LEFT & RIGHT
Rear Axle



MODEL		START YEAR	OEM NUMBER	TECHNICAL SPEC.
500 X (334)		2014/09 -	52025627	L : 468
			68285295AA	PD : Ø25
				ID : Ø12,4
COMPONENT	PART NUM.	COMPONENT NAME		COMPONENT OEM NO
	51078MT	SILENTBLOCK		

new to range

August 2018

51804MT



FIAT



WISHBONE

LEFT
* Handed : 51805MT
Front Axle



MODEL		START YEAR	OEM NUMBER	TECHNICAL SPEC.
DUCATO (250_290)		2015/11 -	1374223080	ID : Ø18,5 - Ø19,4
				bl : 76,5
				l : 369
COMPONENT	PART NUM.	COMPONENT NAME		COMPONENT OEM NO
	40548MT	SILENTBLOCK		
	40549MT	SILENTBLOCK		

51805MT



FIAT



WISHBONE

RIGHT
* Handed : 51804MT
Front Axle



MODEL		START YEAR	OEM NUMBER	TECHNICAL SPEC.
DUCATO (250_290)		2015/11 -	1374222080	ID : Ø18,5 - Ø19,4
				bl : 76,5
				l : 369
COMPONENT	PART NUM.	COMPONENT NAME		COMPONENT OEM NO
	40548MT	SILENTBLOCK		
	40549MT	SILENTBLOCK		



46114MT

FORD



WISHBONE

LEFT & RIGHT
Rear Axle



MODEL	START YEAR	OEM NUMBER	TECHNICAL SPEC.
GALAXY	2006/05 - 2015/06	1377447	bl : 45 - 54,5
MONDEO IV	2007/03 - 2014/09	1381442	I : 560
MONDEO IV Saloon	2007/03 - 2014/09	1387627	ID : Ø12
MONDEO IV Turnier	2007/03 - 2014/09	1421954	
S-MAX	2006/05 - 2014/12	1469125	
		6G915K652XAE	

51801MT

FORD



STABILIZER

LEFT & RIGHT
Rear Axle



MODEL	START YEAR	OEM NUMBER	TECHNICAL SPEC.
FOCUS	2000/01 - 2011/12	5S4Z5495AA	M : M8x1,25 L : 110

51834MT

HONDA



AXIAL JOINT

LEFT & RIGHT
Front Axle



MODEL	START YEAR	OEM NUMBER	TECHNICAL SPEC.
ACCORD VII (CL)	2003/02 - 2008/05	53010SDBA01	D : M14x1,5
ACCORD VIII (CL_, CM_)	2003/02 - 2008/05		M : M14x1,5
			L : 140

51856MT

HONDA



STABILIZER

LEFT
* Handed : 51857MT
Front Axle



MODEL	START YEAR	OEM NUMBER	TECHNICAL SPEC.
ELEMENT	2003/01 - 2011/12	52320SCVA00	M : M10x1,25
ELEMENT	2003/01 - 2011/01	52320SCVA01	L : 89
PRELUDE V (BB)	1996/10 - 2000/10		D : Ø9

51857MT

HONDA



STABILIZER

RIGHT
* Handed : 51856MT
Front Axle



MODEL	START YEAR	OEM NUMBER	TECHNICAL SPEC.
ELEMENT	2003/01 - 2011/12	52321SCVA00	M : M10x1,25
ELEMENT	2003/01 - 2011/01	52321SCVA01	L : Ø8
PRELUDE V (BB)	1996/10 - 2000/10		D : Ø9

36215MT


HYUNDAI



WISHBONE

RIGHT
* Handed : 36228MT
Lower Front Axle



MODEL	START YEAR	OEM NUMBER	TECHNICAL SPEC.
GALLOPER II (JK-01)	1998/08 - 2003/12	MB109648B	M : M16x1,5
			ID : Ø14,2
			bl : 64
			l : 494
COMPONENT	PART NUM.	COMPONENT NAME	COMPONENT OEM NO
	34054MT	BALL JOINT	

new to range

August 2018

36228MT


HYUNDAI



WISHBONE

LEFT
* Handed : 36215MT
Lower Front Axle



MODEL		START YEAR	OEM NUMBER	TECHNICAL SPEC.
GALLOPER II (JK-01)		1998/08 - 2003/12	MB109647B	M : M16x1,5
				ID : Ø14,2
				bl : 64
				l : 494
COMPONENT	PART NUM.	COMPONENT NAME		COMPONENT OEM NO
	34054MT	BALL JOINT		

51319MT


HYUNDAI



STRUT CONTROL ARM

LEFT & RIGHT
Rear Axle



MODEL		START YEAR	OEM NUMBER	TECHNICAL SPEC.
SONATA		1999/01 - 2005/12	5527039000	L : 278
				PD : Ø22
				ID : Ø14,2
COMPONENT	PART NUM.	COMPONENT NAME		COMPONENT OEM NO
	51320MT	SILENTBLOCK		



51321MT


HYUNDAI



STRUT CONTROL ARM

LEFT & RIGHT
Rear Axle



MODEL		START YEAR	OEM NUMBER	TECHNICAL SPEC.
SONATA		2006/01 - 2010/12	552703K700	L : 314,5
			552703K750	PD : Ø22
			552703K751	ID : Ø14,2
COMPONENT	PART NUM.	COMPONENT NAME		COMPONENT OEM NO
	51322MT	SILENTBLOCK		

51860MT

HYUNDAI



STABILIZER

LEFT & RIGHT
Front Axle



MODEL		START YEAR	OEM NUMBER	TECHNICAL SPEC.
SONATA VI (NU)		2010/07 -	548303Q000	M : M12x1,25
				L : 270
				D : Ø10

51802MT

INFINITI



STABILIZER

LEFT
* Handed : 51803MT
Front Axle



MODEL		START YEAR	OEM NUMBER	TECHNICAL SPEC.
Q50		2013/01 -	54668JK50A	M : M12x1,25
			54668JK53C	L : 65
				D : Ø12

51803MT

INFINITI



STABILIZER

RIGHT
* Handed : 51802MT
Front Axle



MODEL	START YEAR	OEM NUMBER	TECHNICAL SPEC.
Q50	2013/01 -	54618JK50A	M : M12x1,25
		54618JK53C	L : 65
			D : Ø12

51828MT

ISUZU




WISHBONE

LEFT
* Handed : 51829MT
Front Axle



MODEL	START YEAR	OEM NUMBER	TECHNICAL SPEC.
CAMPO (KB)	1977/04 - 1991/12	8944455511	M : M14x1,5
			I : 254,5

COMPONENT	PART NUM.	COMPONENT NAME	COMPONENT OEM NO
	34634MT	BALL JOINT	



51829MT


ISUZU



WISHBONE

RIGHT
* Handed : 51828MT
Front Axle



MODEL		START YEAR	OEM NUMBER	TECHNICAL SPEC.
CAMPO (KB)		1977/04 - 1991/12	8944455501	M : M14x1,5 I : 254,5
COMPONENT	PART NUM.	COMPONENT NAME		COMPONENT OEM NO
	34634MT	BALL JOINT		


51858MT

ISUZU



WISHBONE

LEFT
* Handed : 51859MT
Lower Front Axle



MODEL		START YEAR	OEM NUMBER	TECHNICAL SPEC.
TROOPER (UBS)		1983/01 - 1991/12	8942464200	ID : Ø14,2
			8944594612	bl : 63,5 I : 321

51859MT

ISUZU



WISHBONE

RIGHT
* Handed : 51858MT
Lower Front Axle



MODEL		START YEAR	OEM NUMBER	TECHNICAL SPEC.
TROOPER (UBS)		1983/01 - 1991/12	8942464190	ID : Ø14,2
			8944594602	bl : 63,5 I : 321



51077MT


JEEP



STRUT CONTROL ARM

LEFT & RIGHT
Rear Axle



MODEL		START YEAR	OEM NUMBER	TECHNICAL SPEC.
RENEGADE (BU)		2014/07 -	68285295AA	L : 468
				PD : Ø25
				ID : Ø12,4
COMPONENT	PART NUM.	COMPONENT NAME		COMPONENT OEM NO
	51078MT	SILENTBLOCK		

51860MT

KIA



STABILIZER

LEFT & RIGHT
Front Axle



MODEL		START YEAR	OEM NUMBER	TECHNICAL SPEC.
OPTIMA		2010/01 -	548303Q000	M : M12x1,25
				L : 270
				D : Ø10

51815MT

LEXUS



STABILIZER

LEFT
* Handed : 51816MT
Rear Axle



MODEL		START YEAR	OEM NUMBER	TECHNICAL SPEC.
RX350		2007/01 - 2014/12	4880348020	M : M12x1,25
				L : 90
				D : Ø10

new to range

August 2018

51816MT

LEXUS



STABILIZER

RIGHT
* Handed : 51815MT
Rear Axle



MODEL	START YEAR	OEM NUMBER	TECHNICAL SPEC.
RX350	2007/01 - 2014/12	4880248020	M : M12x1,25 L : 90 D : Ø10

51800MT

MAZDA



TIE ROD END

LEFT & RIGHT
Front Axle



MODEL	START YEAR	OEM NUMBER	TECHNICAL SPEC.
B2300	2001/01 - 2010/12	ZZP032365	CL : Ø18,7
B2300 - Pickup	2001/01 - 2009/12	ZZP032365A	CU : Ø15,35 D : M14x1,5 M : M14x1,5

51038MT



MERCEDES BENZ



STRUT CONTROL ARM

LEFT
* Handed : 51039MT
Rear Axle



MODEL		START YEAR	OEM NUMBER	TECHNICAL SPEC.
S 350 (W222) & (W222 4 MATIC)		2013/05 -	2223500192	L : 395 ID : Ø12,2
COMPONENT	PART NUM.	COMPONENT NAME		COMPONENT OEM NO
	43984MT	SILENTBLOCK		
	51040MT	SILENTBLOCK		

51039MT



MERCEDES BENZ



STRUT CONTROL ARM

RIGHT
* Handed : 51038MT
Rear Axle



MODEL		START YEAR	OEM NUMBER	TECHNICAL SPEC.
S 350 (W222) & (W222 4 MATIC)		2013/05 -	2223500292	L : 395 ID : Ø12,2
COMPONENT	PART NUM.	COMPONENT NAME		COMPONENT OEM NO
	43984MT	SILENTBLOCK		
	51040MT	SILENTBLOCK		

new to range

August 2018

50672MT

NISSAN



WISHBONE

LEFT
* Handed : 50673MT
Front Axle



MODEL		START YEAR	OEM NUMBER	TECHNICAL SPEC.
X-TRAIL (T32)		2014/12 -	545014CA0A	ID : Ø12,2
				bl : 53
				l : 294
COMPONENT	PART NUM.	COMPONENT NAME		COMPONENT OEM NO
	43173MT	BALL JOINT		
	43821MT	SILENTBLOCK		
	43822MT	SILENTBLOCK		

50673MT

NISSAN



WISHBONE

RIGHT
* Handed : 50672MT
Front Axle



MODEL		START YEAR	OEM NUMBER	TECHNICAL SPEC.
X-TRAIL (T32)		2014/12 -	545004CA0A	ID : Ø12,2
				bl : 53
				l : 294
COMPONENT	PART NUM.	COMPONENT NAME		COMPONENT OEM NO
	43173MT	BALL JOINT		
	43821MT	SILENTBLOCK		
	43822MT	SILENTBLOCK		

new to range

August 2018

51311MT

NISSAN



AXIAL JOINT

LEFT & RIGHT
Front Axle



MODEL	START YEAR	OEM NUMBER	TECHNICAL SPEC.
370Z	2009/01 - 2017/12	D8521JL06A	D : M18x1
		D8E21JL06A	M : M14x1,5
			L : 189

51804MT



PEUGEOT



WISHBONE

LEFT
* Handed : 51805MT
Front Axle



MODEL	START YEAR	OEM NUMBER	TECHNICAL SPEC.
BOXER	2015/07 -	1612735680	ID : Ø18,5 - Ø19,4
			bl : 76,5
			l : 369
COMPONENT	PART NUM.	COMPONENT NAME	COMPONENT OEM NO
	40548MT	SILENTBLOCK	
	40549MT	SILENTBLOCK	

new to range

August 2018

51805MT

PEUGEOT



WISHBONE

RIGHT
* Handed : 51804MT
Front Axle



MODEL		START YEAR	OEM NUMBER	TECHNICAL SPEC.
BOXER		2015/07 -	1612735580	ID : Ø18,5 - Ø19,4
				bl : 76,5
				l : 369
COMPONENT	PART NUM.	COMPONENT NAME		COMPONENT OEM NO
	40548MT	SILENTBLOCK		
	40549MT	SILENTBLOCK		

51883MT

PORSCHE



STABILIZER

LEFT
* Handed : 51884MT
Front Axle



MODEL		START YEAR	OEM NUMBER	TECHNICAL SPEC.
911 (991)		2011/12 -	99134306902	M : M10x1,5 - M10x1,5
911 Cabriolet (991)		2012/03 -		L : 260
				D : Ø10



51884MT

PORSCHE



STABILIZER

RIGHT
* Handed : 51883MT
Front Axle



MODEL	START YEAR	OEM NUMBER	TECHNICAL SPEC.
911 (991)	2011/12 -	99134307002	M : M10x1,5 - M10x1,5
911 Cabriolet (991)	2012/03 -		L : 260
			D : Ø10

51888MT

PORSCHE



STABILIZER

LEFT & RIGHT
Rear Axle



MODEL	START YEAR	OEM NUMBER	TECHNICAL SPEC.
911 (991)	2011/12 -	99133307102	M : M10x1,5 - M102x1,5
911 Cabriolet (991)	2012/03 -		L : 234
			D : Ø10

50160MT

TOYOTA




STABILIZER

LEFT & RIGHT
Rear Axle



MODEL	START YEAR	OEM NUMBER	TECHNICAL SPEC.
CHR (HYBRID)	2016/09 -	4883047010	M : M12x1,25
			L : 93
			D : Ø10 - Ø14

COMPONENT	PART NUM.	COMPONENT NAME	COMPONENT OEM NO
	50161MT	SILENTBLOCK	



51830MT

TOYOTA



WISHBONE

LEFT
* Handed : 51831MT
Lower Front Axle



MODEL	START YEAR	OEM NUMBER	TECHNICAL SPEC.
HIACE II Box (H20)	1983/03 - 1989/11	4806926020	ID : Ø16,2
		4806926H00	bl : 70
			l : 336

51831MT

TOYOTA



WISHBONE

RIGHT
* Handed : 51830MT
Lower Front Axle



MODEL	START YEAR	OEM NUMBER	TECHNICAL SPEC.
HIACE II Box (H20)	1983/03 - 1989/11	4806826020	ID : Ø16,2
		4806826H00	bl : 70
			l : 336

51862MT

TOYOTA



WISHBONE

LEFT
* Handed : 51863MT
Lower Front Axle



MODEL	START YEAR	OEM NUMBER	TECHNICAL SPEC.
LITEACE Box (CM3_V, KM3_V)	1983/01 - 1992/12	4806928040	ID : Ø14,5
LITEACE Bus (CM30_G, KM30_G)	1985/10 - 1992/01		bl : 69
			l : 260

51863MT

TOYOTA



WISHBONE


RIGHT
* Handed : 51862MT
Lower Front Axle



MODEL	START YEAR	OEM NUMBER	TECHNICAL SPEC.
LITEACE Box (CM3_V, KM3_V)	1983/01 - 1992/12	4806828040	ID : Ø14,5
LITEACE Bus (CM30_G, KM30_G)	1985/10 - 1992/01		bl : 69
			l : 260

46114MT

VOLVO



WISHBONE

LEFT & RIGHT
Rear Axle



MODEL	START YEAR	OEM NUMBER	TECHNICAL SPEC.
S60 II	2010/04 - 2015/12	1469125	bl : 45 - 54,5
XC70 II	2007/08 -		l : 560
XC70 II Estate	2007/08 -		ID : Ø12

51822MT

VOLVO




STRUT CONTROL ARM

LEFT
* Handed : 51823MT
Upper Rear Axle



MODEL	START YEAR	OEM NUMBER	TECHNICAL SPEC.
XC70 II	2007/08 -	31202763	L : 331,5
		31406748	ID : Ø12,2

COMPONENT	PART NUM.	COMPONENT NAME	COMPONENT OEM NO
	44421MT	SILENTBLOCK	

new to range

August 2018

51823MT


VOLVO



STRUT CONTROL ARM

RIGHT
* Handed : 51822MT
Upper Rear Axle



MODEL		START YEAR	OEM NUMBER	TECHNICAL SPEC.
XC70 II		2007/08 -	31202764	L : 331,5
			31406749	ID : Ø12,2
COMPONENT	PART NUM.	COMPONENT NAME		COMPONENT OEM NO
	44421MT	SILENTBLOCK		

new to range

August 2018



**Metrix
Premium**
CHASSIS PARTS

COMMERCIAL VEHICLES

www.metrixpremium.com



51817MT

DAF



TIE ROD END



MODEL	START YEAR	OEM NUMBER	TECHNICAL SPEC.
CF 65 II	-	1601252	CL : 12
F 95	-		CU : 10,8
XF 95	2002/09 -		D : M14x1,5
			L : 88

51885MT

MERCEDES BENZ



TIE ROD



MODEL	START YEAR	OEM NUMBER	TECHNICAL SPEC.
OF 1730	2012/01 - 2012/12	3844601505	CL : 30,2
			CU : 27,1
			L : 782
			PD : 42

51887MT

MERCEDES BENZ



TIE ROD



MODEL	START YEAR	OEM NUMBER	TECHNICAL SPEC.
1117	1984/01 - 1998/12	6824603005	CL : 26,2
1214	-	6824603205	CU : 23,5
1218	1989/01 - 2005/12		L : 825
1414	-		PD : 42
1418	-		



new to range

August 2018

51814MT NOOTEBOOM

TIE ROD END



LEFT
* Handed : 51813MT



MODEL	START YEAR	OEM NUMBER	TECHNICAL SPEC.
NOOTEBOOM	-	0147012	CL : 38,4
		8498352	CU : 34,2
			D : M48x1,5 LHT
			L : 165

51813MT NOOTEBOOM

TIE ROD END



RIGHT
* Handed : 51814MT



MODEL	START YEAR	OEM NUMBER	TECHNICAL SPEC.
NOOTEBOOM	-	0147013	CL : 38,4
		8498351	CU : 34,2
			D : M48x1,5 RHT
			L : 165

48645MT RENAULT

RUBBER MOUNTING



MODEL	START YEAR	OEM NUMBER	TECHNICAL SPEC.
KERAX DXI 11 -FAB-34.C/34.F	-	7401624486	OD : 55
KERAX DXI 13 -FAB-36.D/36.E	-		ID : 26
KERAX NAMSA (RESEAU)	-		h : 112
KERAX SEA	2009/11 - 2013/06		

51886MT

SCANIA



TIE ROD



MODEL	START YEAR	OEM NUMBER	TECHNICAL SPEC.
4 SERIES BUS	1994/01 - 2010/12	1681027	CL : 30,2
K 113	1990/01 - 1998/12		CU : 27,1
L 113	1991/01 - 1996/12		L : 683
ONIBUS 8x2	1950/01 - 2005/12		PD : 52

48645MT

VOLVO



RUBBER MOUNTING



MODEL	START YEAR	OEM NUMBER	TECHNICAL SPEC.
B 10 M	-	1624486	OD : 55
B 12	1992/01 -		ID : 26
B 7	1998/01 -		h : 112
B 9	2005/09 -		
F 10/260	1982/02 - 1985/06		
F 10/280	1977/08 - 1982/02		
F 10/300	1983/10 - 1987/12		
F 10/320	1987/10 - 1994/12		
F 12/320	1987/01 - 1987/12		
F 12/320,F 12/330	1977/08 - 1986/12		
F 12/360	1988/01 - 1994/12		
F 12/400	1988/01 - 1994/12		
F 12/400,F 12/410	1988/01 - 1994/12		
F 16/470	1988/01 - 1989/12		
F 16/485	1990/01 - 1992/12		
F 16/500	1992/01 - 1994/12		
FE 240-18	2006/05 -		
FE 240-22	2006/05 -		
FE 240-26	2006/05 -		
FE 260-18	2006/05 -		
FE 260-26	2006/05 -		
FE 280-18	2006/05 -		
FE 280-22	2006/05 -		
FE 280-26	2006/05 -		

83341MT

VOLVO



ENGINE MOUNTING



MODEL	START YEAR	OEM NUMBER	TECHNICAL SPEC.
B 10 M	-	1614600	OD : 110
B 12	1992/01 -		h : 55
F 10/260	1982/02 - 1985/06		ld : M10x1,5
F 10/280	1977/08 - 1982/02		
F 10/300	1983/10 - 1987/12		
F 10/320	1987/10 - 1994/12		
F 12/320	1987/01 - 1987/12		
F 12/320,F 12/330	1977/08 - 1986/12		
F 12/360	1988/01 - 1994/12		
F 12/400	1988/01 - 1994/12		
F 12/400,F 12/410	1988/01 - 1994/12		
FL 12/380	1995/09 - 1998/09		
FL 12/420	1995/09 - 1998/09		
FL 12H/380	1995/09 - 1998/09		
FL 12H/420	1995/09 - 1998/09		
N 10/270	1973/01 - 1989/12		
N 10/300	1973/01 - 1989/12		

new to range

August 2018



**Metrix
Premium**
CHASSIS PARTS

RUBBER TO METAL

www.metrixpremium.com





new to range

August 2018

49843MT **AUDI**



STABILIZER BAR BEARING

LEFT & RIGHT
Front Axle



MODEL	START YEAR	OEM NUMBER	TECHNICAL SPEC.
80 (8C, B4)	1991/09 - 1994/12	893411327E	ID : Ø22,8 h : 30

50497MT **AUDI**



SILENTBLOCK

LEFT & RIGHT
Front Axle



MODEL	START YEAR	OEM NUMBER	TECHNICAL SPEC.
Q7 (4M)	2016/01 -	4M0407181	OD : Ø43,8 ID : Ø12,2 h : 45

50942MT **CHRYSLER**



SILENTBLOCK

LEFT & RIGHT
Rear Axle



MODEL	START YEAR	OEM NUMBER	TECHNICAL SPEC.
300 & 300 C (4x2)	2011/01 -	68184784AA-P	OD : Ø39,7
300 & 300 C (4x4)	2011/01 -	68241572AB-P	ID : Ø12,2 h : 37,80



new to range

August 2018

45551MT **CITROEN**



SILENTBLOCK

LEFT & RIGHT
Front Axle



MODEL	START YEAR	OEM NUMBER	TECHNICAL SPEC.
C5 (RD_)	2008/02 -	3523AV	OD : Ø32,2
C5 Break (TD_)	2008/02 -	3523CA	ID : Ø10,2
C5 EURO 4	2008/02 -		h : 34
C5 EURO 5	2008/02 -		
C5 Saloon (RD_)	2008/02 -		
C6 (TD_)	2005/09 -		
C6 Saloon (TD_)	2005/09 -		

51078MT **FIAT**



SILENTBLOCK

LEFT & RIGHT
Rear Axle



MODEL	START YEAR	OEM NUMBER	TECHNICAL SPEC.
500 X (334)	2014/09 -	52025627-P	OD : Ø39,7
		68285295AA-P	ID : Ø12,4
			h : 44,8

49833MT **HYUNDAI**



STABILIZER BAR BEARING

LEFT & RIGHT
Rear Axle



MODEL	START YEAR	OEM NUMBER	TECHNICAL SPEC.
TUCSON (JM)	2004/08 - 2010/03	555132E100	ID : Ø15
			h : 48



new to range

August 2018

51320MT **HYUNDAI**



SILENTBLOCK

LEFT & RIGHT
Rear Axle



MODEL	START YEAR	OEM NUMBER	TECHNICAL SPEC.
SONATA	1999/01 - 2005/12	5554335010	OD : Ø70,2 ID : Ø14,2 h : 70

51322MT **HYUNDAI**



SILENTBLOCK

LEFT & RIGHT
Rear Axle



MODEL	START YEAR	OEM NUMBER	TECHNICAL SPEC.
SONATA	2006/01 - 2010/12	555433F100	OD : Ø70,2 ID : Ø14,2 h : 70

51078MT **JEEP**



SILENTBLOCK

LEFT & RIGHT
Rear Axle



MODEL	START YEAR	OEM NUMBER	TECHNICAL SPEC.
RENEGADE (BU)	2014/07 -	68285295AA-P	OD : Ø39,7 ID : Ø12,4 h : 44,8



new to range

August 2018

49817MT

KIA



STABILIZER BAR BEARING

LEFT & RIGHT
Front Axle



MODEL	START YEAR	OEM NUMBER	TECHNICAL SPEC.
SORENTO I (JC)	2002/08 -	548133E000	ID : Ø29,2 h : 47,5

49845MT

MAZDA



STABILIZER BAR BEARING

LEFT & RIGHT
Front Axle



MODEL	START YEAR	OEM NUMBER	TECHNICAL SPEC.
6 (GH)	2007/08 -	GS1D3415YA	ID : Ø22,5 h : 48
6 Hatchback (GH)	2007/08 -		
6 Saloon (GH)	2007/08 -		
6 Sport (GH)	2007/08 -		

50345MT

MAZDA



STABILIZER BAR BEARING

LEFT & RIGHT
Front Axle



MODEL	START YEAR	OEM NUMBER	TECHNICAL SPEC.
6 (GJ , GH)	2013/01 -	GS3L3415Y	ID : Ø21,5 h : 47,6



new to range

August 2018

49649MT MERCEDES BENZ



SILENTBLOCK

LEFT & RIGHT
Front Axle



MODEL	START YEAR	OEM NUMBER	TECHNICAL SPEC.
VITO (W447)	2014/10 -	4473330300	ID : Ø25,7 h : 60,5

51040MT MERCEDES BENZ



SILENTBLOCK

LEFT & RIGHT
Rear Axle



MODEL	START YEAR	OEM NUMBER	TECHNICAL SPEC.
S 350 (W222) & (W222 4 MATIC)	2013/05 -	2223500192-P	OD : Ø41,5
		2223500292-P	ID : Ø12,2 h : 38

49803MT NISSAN



STABILIZER BAR BEARING

LEFT & RIGHT
Front Axle



MODEL	START YEAR	OEM NUMBER	TECHNICAL SPEC.
ALMERA TINO (V10)	2000/08 -	546132Y003	ID : Ø22,2
		546134U006	h : 36
		54613AU004	



new to range

August 2018

49413MT **OPEL**



SILENTBLOCK

LEFT & RIGHT
Front Axle



MODEL	START YEAR	OEM NUMBER	TECHNICAL SPEC.
ASTRA K (HATCHBACK)	2015/06 -	39021474	OD : Ø40,2 ID : Ø14 h : 58

45551MT **PEUGEOT**



SILENTBLOCK

LEFT & RIGHT
Front Axle




MODEL	START YEAR	OEM NUMBER	TECHNICAL SPEC.
407 (6D_)	2004/05 -	3523CA	OD : Ø32,2 ID : Ø10,2 h : 34
407 Coupe (6C_)	2005/10 -		
407 Saloon (6D_)	2004/05 -		
407 SW (6E_)	2004/05 -		

47657MT **SUZUKI**



SILENTBLOCK

LEFT & RIGHT
Front Axle



MODEL	START YEAR	OEM NUMBER	TECHNICAL SPEC.
GRAND VITARA (FT, GT)	1998/03 - 2005/09	4526265D01	OD : Ø38 ID : Ø14,3 h : 65
GRAND VITARA (INC XL-7) (FT, GT)	1998/03 - 2005/09		



new to range

August 2018

47658MT **SUZUKI**



SILENTBLOCK

LEFT & RIGHT
Front Axle



MODEL	START YEAR	OEM NUMBER	TECHNICAL SPEC.
GRAND VITARA (FT, GT)	1998/03 - 2005/09	4526165D01	OD : Ø45,1
GRAND VITARA (INC XL-7) (FT, GT)	1998/03 - 2005/09		ID : Ø12,2
			h : 65

51112MT **SUZUKI**



STABILIZER BAR BEARING

LEFT & RIGHT
Front Axle



MODEL	START YEAR	OEM NUMBER	TECHNICAL SPEC.
VITARA (LY)	2015/09 -	4243154P00	ID : Ø24,7
			h : 56,5

50161MT **TOYOTA**



SILENTBLOCK

LEFT & RIGHT
Rear Axle



MODEL	START YEAR	OEM NUMBER	TECHNICAL SPEC.
CHR (HYBRID)	2016/09 -	4883047010-P	OD : Ø35,1
			ID : Ø12,2
			h : 41